




1133

Τ

DUPLINE



:

:

2011

Dupline.

-

Dupline

..

-

-

,

-

.

-

,

.

1 : Dupline

1.1 Dupline .1

1.2 .4

1.2.1 G 3800 1036 (Master generator) 4

1.2.2 G 8810 4401 (4-channel transmitter) 21

1.2.3 G 3430 5545 (8-channel receiver) .23

1.2.4 G 3430 4249 (4-channel receiver -) 28

1.2.5 G 4311 1120 (Lux sensor) ..33

1.2.6 G 8911 1010 (Thermometer) .38

1.2.7 G 3429 6470 (Analog transmitter) .42

1.2.8 GAP 1605 .51

1.3 Dupline .60

2 : Dupline

2.1 Dupline .66

2.2 .72

2.2.1 button () .72

2.2.2 toggle switch () .78

2.2.3 .81

2.2.4 .85

2.2.5 .91

2.2.6 .94

1

DUPLINE

1.1

Dupline

Dupline

-

-

,

,

,

.

-

10

,

2-

.

-

,

-

.

-

Dupline,

I/O

-

, PLC,

/ ,

modems.



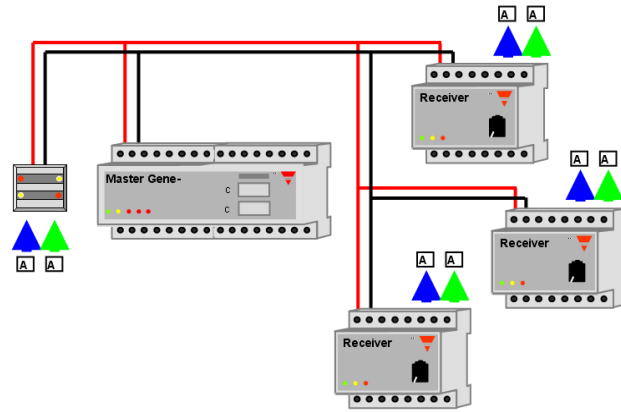
1.1

Dupline.

2-

Dupline
Master generator.

Dupline



1.2

Dupline

- I/O -
, , ,
, . . , -
generator) Dupline (Master
PLC, PC.
Dupline
, -
, -modem, -
GSM modem, -
Ethernet. Dupline
200.000
1986.
ASIC,


Dupline
19

-

1.2

Dupline

1.2.1 G 3800 1036 (Master generator)



1.3

G 3800 1036.

H G38001036 -

-

Webserver Dupline GSM
modem () Internet.

Internet -

, , -

.

, -

. -

-

WINDOWS. 32

RS485

Modbus (slaves).

4 4 -

,

Dupline modem.


:

- modem GSM -
SMS -
- , (counter) -
(events), -
- Webservice Dupline
modem GSM internet
- , internet ,
- internet
- , ,
-
-
-
-
- Windows 98/2000/NT/XP
- 2 RS232 -
/ Dupline
- 1 RS485 -
32 .

- 4096 /
- Modbus-RTU
- modem
- 4 4
- 8
-

Ordering Key

G 3800 1036 230



Type Selection

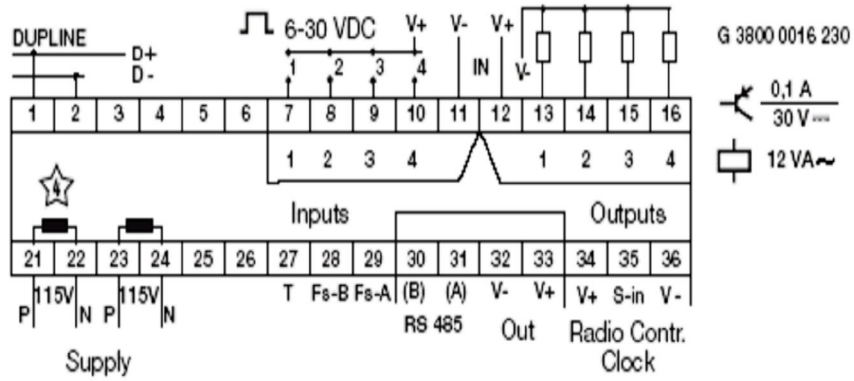
Supply	Ordering no.	Ordering no. w. GSM telephone
115/230 VAC	G 3800 0036 230	G 3800 1036 230
10-30 VDC	G 3800 0036 800	G 3800 1036 800

1.4

G 3800 1036

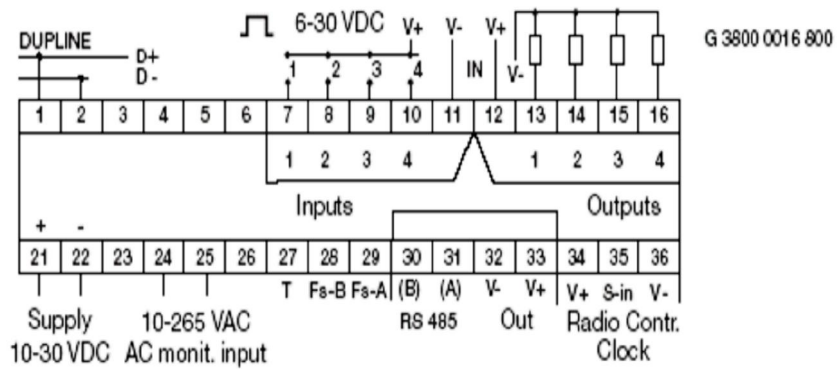
G 3800 1036 230

G 3800 1036 800.




1.5

G3800 1036 230 (115V 220V)



1.6

G3800 1036 800 (10-30V)

Dupline									
1	:								
2	D+ (Dupline) D- (Dupline)								
Dupline									
	: -D, D+								
	8.2 V								
	<130 mA								
32/128	38.6 ms / 132.3 ms								
2 RS232									
1	115 kBaud								
2	9600 Baud,								
	8-bit, bit (parity), 1 bit (stop bit)								
	9 SUB-D								
pin	 <table border="1" data-bbox="821 1276 1045 1456"> <thead> <tr> <th>Pin</th> <th>Signal</th> </tr> </thead> <tbody> <tr> <td>2</td> <td>T x D</td> </tr> <tr> <td>3</td> <td>R x D</td> </tr> <tr> <td>5</td> <td>Signal Ground</td> </tr> </tbody> </table>	Pin	Signal	2	T x D	3	R x D	5	Signal Ground
Pin	Signal								
2	T x D								
3	R x D								
5	Signal Ground								
	Modbus-RTU								

RS485	
:	27, 31
Fs-B	28, 30
Fs-A	29, 31
+(B)	30
-(A)	31
GND	32
V+	33
(32 33
/	-
RS485)	
(13 ,14,15,16) 4 PNP
VDD	m85 VDC
	m100 mA
	m2 V
	m100 A
Dupline :	- 4KVAC (rms) 200V
	-
(7,8,9,10)
	6 - 30 VDC

	(ON > 5.5 V, OFF < 1.5V)
		m6 mA
Dupline	:	~ 4KVAC (rms)
(AC)		
21 & 24	:	230 VAC ± 15%
	22 & 23	
21 & 23	:	115 VAC ± 15%
	24 & 22	
		45 60 Hz
		Typ. 7 VA/3 W
G38001036		m7 W
230 V	:	4 kV
115 V		2.5 kV
		4 W
Dupline	:	~ 4KVAC (rms) ~ 4KVAC (rms) ~ 4KVAC (rms) ~ 4KVAC (rms)
(DC)		
21 & 22	:	10 30 V
		6 W
G38001036		m7 W
		1
		800 V
	:	

Dupline		500V 200V
:	:	±1 /
		48
		< 2.5 s
T	Dupline	LED
COM 1		LED
COM 2		LED
RS485		LED
GSM		LED

G38901036

)

G38901036

WINDOWS

)

WINDOWS -

Windows 95,
Windows 98, Windows 2000, Windows NT,
Windows XP.

(RS232). , 1

) **GSM Modem**

G38001036 GSM

modem

Dupline SMS /

GSM. -

SMS :

)

SMS -

)

SMS.

)

SMS.

GSM modem -

• :
SIM pin 9090
G38001036.


• SIM 3V.
GSM FME
G38001036. -
-

G38001016 ()



1.7 RS232 15 pin 9pin

RS 232 Cable



1.8 pin RS232 / radio modem

) **Modbus-RTU**

		2	3	
Modbus-RTU	COM1	COM2,	RS485	-
				-
Dupline (,	,		
analink).		,	-

5, 6

16.

) **modem**

modem

-

32

.

-

-

modem

/

-

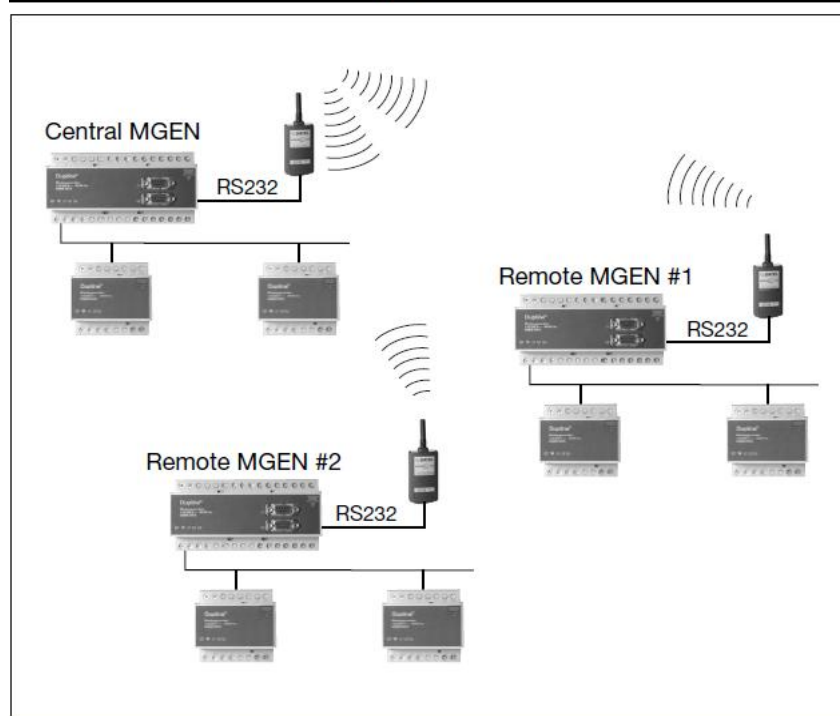
Dupline.

(

)

modem / 2AsxE
 3AS SATEL
 (www.satel.fi).
 modem : -
 analink modem

Radio Modem Application




1.9

radio modem.

) / .
 4 4 -
 (. .
 SMS -
 modem -
 /

1 x	G 3800 1036
1 x	MAN G 3800 1036 ENG
1 x RS 232	RS 232-9 M/9 F
1 x	SW G 38xx16

Ethernet RS232	ETHCONV1 () -
Dupline Data Access	DUPDATACC
GSM 900 MHz	ANT1
	ANT2



1.10 ANT1 ANT2.

1.3,

Dupline,

PC PLC.

SMS

Modem GSM (

),


Radio-Modem

Duplineq

1.2.2 G 8810 4401 (4-channel transmitter)

4-

G88104401.



1.11

G8810 4401.

Dupline

Dupline.

/ -
-
-

/ .
:

-
-
-
-
-

4-

4

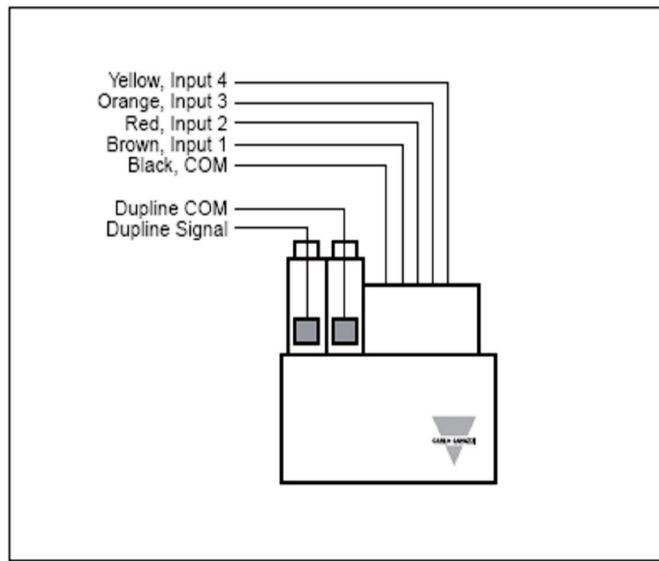
button/

Dupline

GAP 1605

GAP 1605

GAP-THB-CAB



1.12

G 8810 4401.

1.2

G8810 4401


	4
	50
(peak)	20m
	m1V
(1 . 4)	m0.2m
	ml

	Dupline
:	1 m 1.4 mA

1.2.3 G 3430 5545 (8-channel receiver)

8-

G34305545.



1.13

G 3430 5545

Dupline

Dupline.

SPST (single-pole single-throw,

2

-

24

,) 8 250
VAC/16 A.

:

- 8-
- : 16
- : 32 (16)
- SPST
- (LED) , Dupline -
-
- GAP 1605

Ordering Key

G 3430 5545 024

Type: Dupline® _____
H4-housing _____
Receiver _____
Number of channels _____
Output type _____
Power supply _____

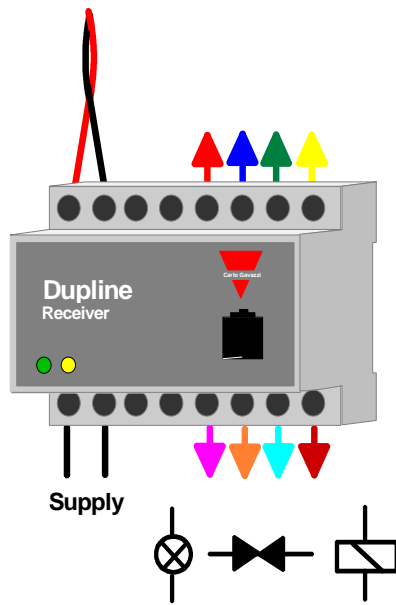
Τροφοδοσία	Αριθμός συσκευής
24 VAC	G3430 5545 024
115 VAC	G3430 5545 115
230 VAC	G3430 5545 230

8- (normally open 8).

GAP 1605.

OFF.

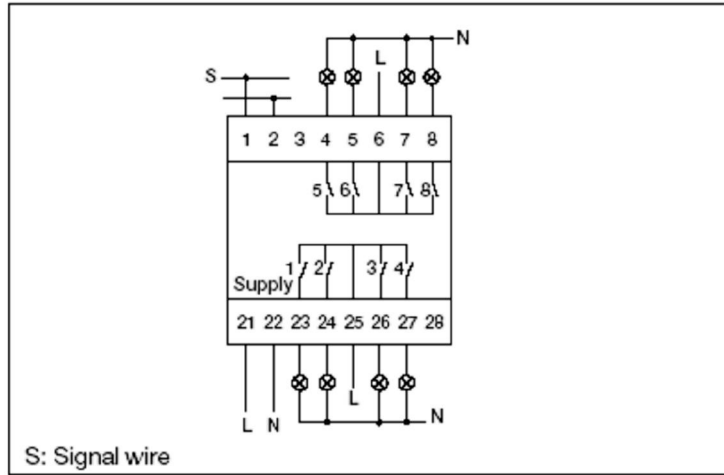
Dupline



1.15 8-

G3430 5545

8



Default setting (fail polarity): OFF

1.16

8-

receiver,

1.3

receiver G34305545

	8	SPST
	2	4
AC1	16 A	
	100 mA/12 V	
	60	/
	5	10 ⁶
	1	10 ⁶ 250V, 12A
Dupline	~ 4KVAC (rms)	
	mI	

	III (IEC 60664)
21 & 22	230 VAC, +/- 10% (IEC 60038) 115 VAC, +/- 10% (IEC 60038) 24 VAC, +/- 10%
	45 65 Hz
	2,5 VA
230 V : 115 V 24 V	4 kV 2.5 kV 800V
: Dupline	- 4KVAC (rms) - 4KVAC (rms)
:	
	LED
Dupline	LED
	LED ()

1.2.4 G 3430 4249 (4-channel receiver-)

4-

G34304249 .



1.17 4- receiver G 3430 4249

Dupline / 2 -

Dupline,

LED

G38900014230,

receiver

:

2

-
-
-
-
-
-

(LED)

,

Dupline,

/

GAP 1605

Ordering Key

G 3430 4249 024

Type: Dupline® _____

H4-housing _____

Receiver _____

No. of channels _____

Output type _____

Power supply _____

Supply

Ordering no. 4 channel 5 A/250 VAC

24 VAC

115 VAC

230 VAC

G 3430 4249 024

G 3430 4249 115

G 3430 4249 230

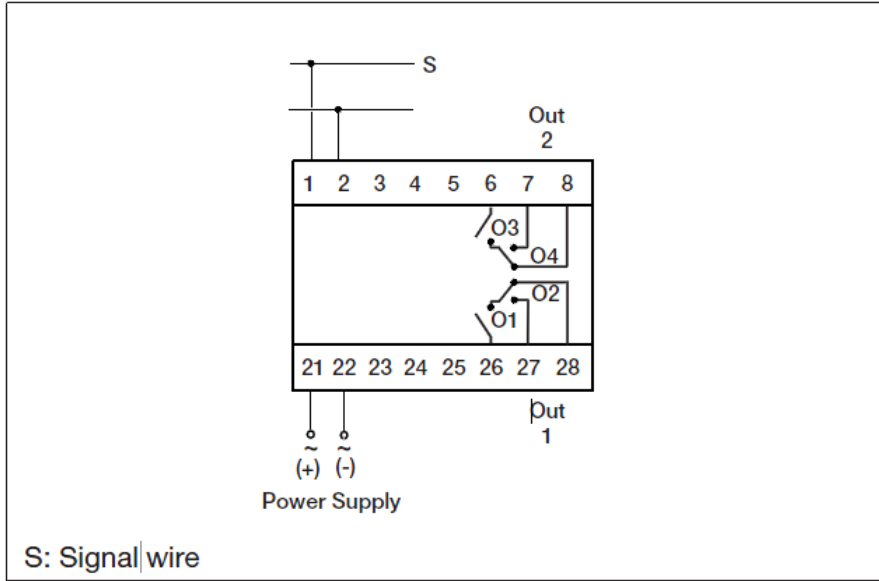
15 to 30 VDC

G 3430 4249 824

1.18

G 3430 4249.

G3430 4249



1.19

4-

receiver

O1

1 2

(/).

O3 O4

2.

(O1, 2, O3 O4

GAP 1605. -
 Dupline -
 G38900014 -

(
).


1.4 4- receiver G3430 4249

	III (IEC 60664)
21 & 22: 230 115 024	230 VAC ± 15% (IEC 60038) 115 VAC ± 15% (IEC 60038) 24 VAC ± 15%
	45 60 Hz
	m40ms
	3.5VA
	m9 W
230 115 024	4kV 2.5kV 800V
Dupline	- 4KVAC (rms) - 4KVAC (rms) - 4KVAC (rms)
	15 30 VDC

:	m100 m
	m1
	800 V
Dupline	~ 200 VAC
	~ 4 kVAC
	20 ms
	2 s
	m1 s
	LED
Dupline	LED
	4 LED (1)
	2 SPST x 2 SPDT relays
	2 x 2
(AgCdO)	(micro gap)
AC 1	5 A/250 VAC (1250 VA)
DC 1	0.25 A/250 VAC (1250VA)
AC 15	2.5 A/230 VAC
DC 13	5 A/24 VDC
	~ 30 x 106
(max) AC 1	~ 2.0 x 105
	m7200 /h
- Dupline	~ 4 kVAC (rms)

1.2.5 G 4311 1120 (Lux sensor)

G43111120.



1.20

G 4311 1120

, . . . -
(LUX)

G 3430 5545 -

G43111120

Dupline bus.

8

8 -

G38900014

(version 2.02) . O

-

-

-

Dupline.

- AnaLink
- : 0.1 LUX 100kLUX
- 1
- GAP 1605
-
- Dupline

Ordering Key **G 4311 1120**

Type: Dupline® _____

LUX- housing _____

Transmitter _____

No. of Channels _____

No. of Inputs _____

)

LUX

AnaLink,

-

-

8

8

-

)

G4311120 LUX

-

-

-

-

(dimmer)

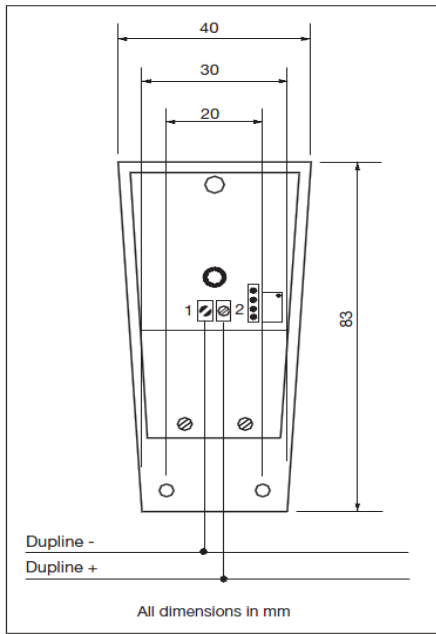
-

-

-

-

Dimensions



Accessories

Programming cable
to GAP 1605

GAP-TPH-CAB

1.22

0

1.5

G4311120 LUX

	Dupline
	400 A
	0.1 LUX to 100 KLUX
	-10% + 10%
	-30% to + 30%
	6 34
	GAP 1605 GAP-TPH-CAB
	1
	IP 44 -10° +60°C (14 +140°F)
	Pin1: GND () Pin2: Dupline ()
:	(Polycarbonate)
(- -)	40 x 83 x 43 mm

1.2.6 G 8911 1010 (Thermometer)

G89111010.



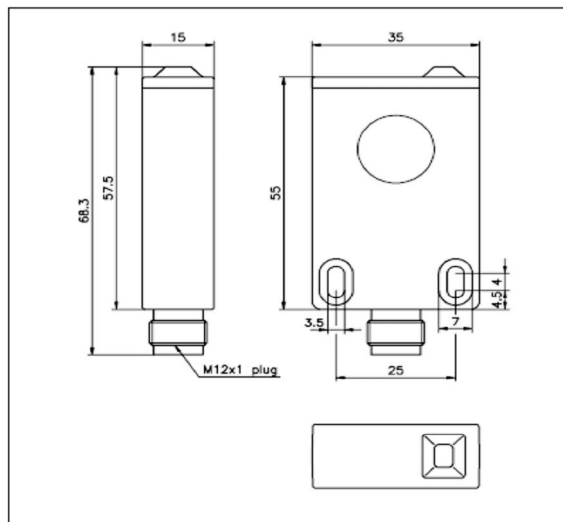
1.23

G 8911 1010

0030

G3890

- analink
- Pt 1000
- : -30°C +60°C (-22° +140°F)
-
-
-
- GAP 1605
- 12
-
- Dupline



1.24

G 8911 1010.

1.6

G8911 1010

		Dupline	
		800 A	
12		Pin 1: Dupline Pin 4:	
12 (IEC 60947-5-2)			
4	(1-2-3-4)	:	Dupline (1) (4) (3) (2)
3	(1-3-4)	:	Dupline (1) (4) (3)
2	(1-4):	:	Dupline (1) (4)
*	:	*	
		Pt 1000 ()	
		-30°C +60°C (-22° +140°F)	
		<p>The graph plots 'Max. error (C)' on the y-axis (ranging from 0 to 1.5) against 'Temp. (C)' on the x-axis (ranging from -30 to 90). The error starts at 1.5 at -30°C, decreases to 1.0 at -10°C, remains constant at 1.0 until 50°C, and then increases to 1.2 at 90°C.</p>	
		450 s (=0 m/s)	
		350 s (=1 m/s)	
		8 bits (0.35 C)	

	GAP 1605 GAP-TPH-CAB
	1 ,
	67 -30 60°C / 41 104°F -55 85°C /-58 185°F
	15G (11ms) 2G (6 55Hz)
	12
(. .):	67 x 35 x 15 mm
	*
* :	, -
	GTS-CAB* 12 CONH 1A-A 12 CONH 1A-S CONH 10-A** CONH 10-S**
* **	G 3890 0030 2 m 5 m

1.2.7 G 3429 6470 (Analog transmitter)

G34296470.



1.25

G 3429 6470

G 3429 6470 4

Dupline.

(Ground-loops)

0-20 mA, 4-20 mA 0-10 VDC

(format) Dupline

. : 8-bit binary, Analink 3 1/2 digit
BCD ().

:
• 4 -

• 4-
20mA, 0-20mA, 0-10VDC
bus

• : 1/9999 1/256 -

• : 8-bit binary, Analink,
BCD 3 1/2

• 50082-2 ()

• DIN (EN 50022)


•

• LED Dupline

• LED

• 4-20mA

• AC DC

Ordering Key**G 3429 6470 024****Supply**

24 VAC
 115 VAC
 230 VAC
 10-30 VDC

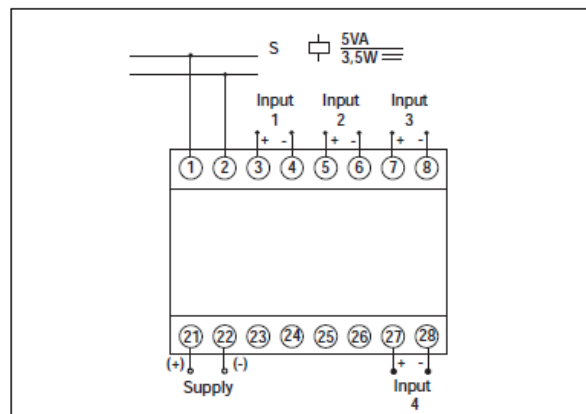
Ordering no.

G 3429 6470 024
 G 3429 6470 115
 G 3429 6470 230
 G 3429 6470 800

1.26**G 3429 6470****1.7****G3429 6470**

AC-	III (IEC 60664)
21 & 22 :	
230	230 VAC, ±15 % (IEC 60038)
115	115 VAC, ±15 % (IEC 60038)
024	24 VAC, ±15 %
	45 to 65 Hz
	typ. 5 VA
: 230	4 kV
115	2.5 kV
024	800 V

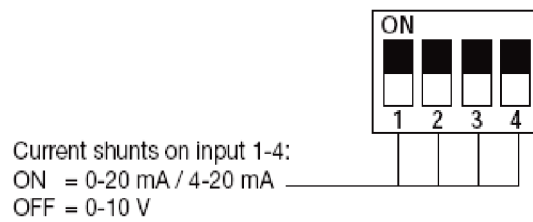
DC-	III (IEC 60664)
21 & 22 800:	10.5 V - 30 VDC (Ripple incl.)
	< 3 V
	<1,7 W
	4 s
ON Dupline® ON (4-20 mA) -	LED, LED, LED, LED, -
	IP 20
	3 (IEC 60664)
()	20 to 80%
	300 g



1.26

G 3429 6470

Shunt-switches on system top





1.27

4

0-20mA / 4-20mA

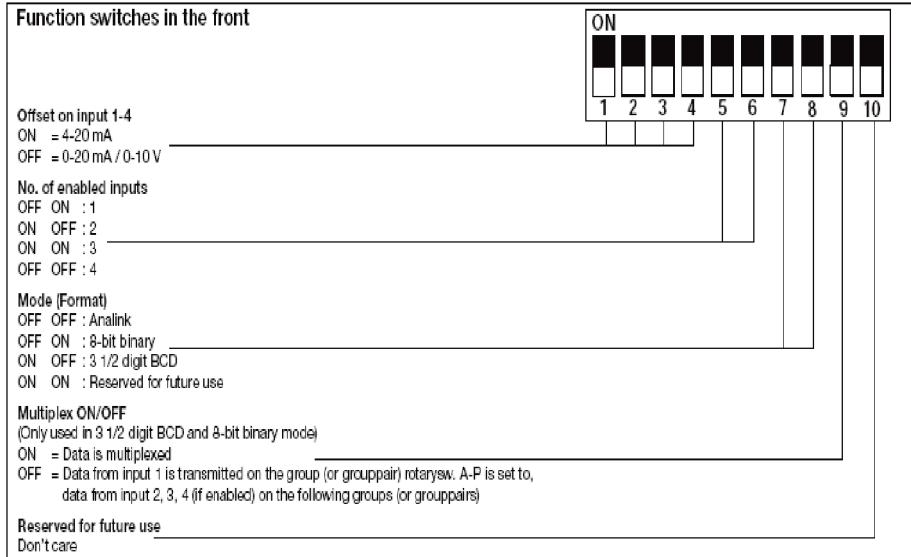
0-10V.

Rotary switches in the front		
	 A-P	 0-F
Mode		
3 1/2 digit:	Channel group-pair Ex. setting: C or D = C-D	Mux. address for input 1, rest of the inputs (if enabled) on the following addresses
8-bit:	Channel group	Mux. address for input 1, rest of the inputs (if enabled) on the following addresses
Analink:	Channel group	Channel no. for input 1, rest of the inputs (if enabled) on the following channels. Setting of 0+9-F is not valid.

1.28

1

2



1.29

4

G3429 6470

4

Dupline:

Analink, 8-Bit or 3 1/2 digit BCD.

GAP 1605

) 4
 .
 or 0-10 V) 1-4
 ((0/4-20 mA

5 6.

7 8.

Analink:

4

Dupline

,

:

%D7+

1

D7

Dupline,

2

D8,

3

1

4

2.

8-bit binary:

4 -

(9),

4 (32) Dupline

(A-P). -

(0- F) .

:

%+ 1 F

Dupline, 2 G, 3 H

4 I. ,

(8) Dupline.

(A-P)

(0-F)

, no.1

:

%+ (0) 1 -

F 0 Dupline, 2

F 1, 3 F2 4

F3.

3 1/2 digit BCD:

4 -

(9), -

/ (64 -

) Dupline . -

(A-P) -

. (0-F)

.

: 1

Dupline - C-D, 2 E-F, -

3 G-H 4 I-J.

, -

- (16) Dupline. -

(-) -

(0-F)

, .1.

: %G+ %D+ -

%B+ 1

- C-D -

8 Dupline, 2 C-D -

9, 3 C-D -

4 C-D


.

-
-
-
2 3

1.2.8

GAP 1605

Dupline.



1.30

GAP 1605

GAP1605

Dupline.

2, 4 8
/ . /

/ .
/

-
-
-
-
-
-
-
-
-
-

/ .

/ -

/

Dupline Gõ

LED 4x 8 LED

5

30sec

1.8

GAP1605

	9V, 400 mAh,
	IEC 6F22
:	< 25 A < 22 mA
	1
	4 x 8
	LED
	5
	GAP 1605 Dupline
	IP 40
	ABS,
	225 g

GAP 1605

-

-

/

Dupline.

GAP 1605

.

-

Dupline

G...

5

2

1 , 2 / .
 4 x 8 LEDs. -
 LEDs -
 -

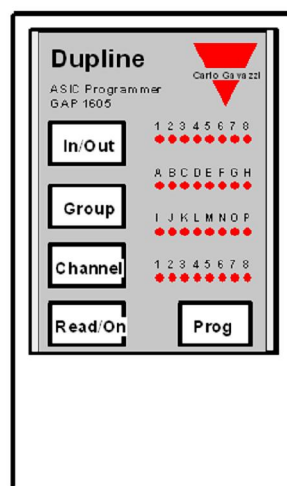
**Διευθυνσιοδότης Dupline ή
 Προγραμματιστής διευθύνσεων :
 GAP1605**

Κάθε είσοδος ή έξοδος μπορεί να κωδικοποιηθεί με μία από τις 128 διαθέσιμες διευθύνσεις του καννάβου Dupline:

I/O Addresses (διευθύνσεις) :
A1, A2 ... A8, B1, B2 ... P7, P8

Groups (ομάδες) :
A to P (A, B, C, D, E O, P)

Channels (κανάλια) :
1 to 8 (1, 2, 3, 4, 5, 6, 7, 8)



1.31

LEDs

GAP 1605

<< In/Out >>

/ .
 -
 -
 / , «In/Out» -

Dupline

/

.

-

-

/

.

«In/Out»

2

<< Group >>

-

LED

,

-

.

<< Channel >>

()

LED

1,2 4

/

.

«Channel»

.

<< Read / On >>

-

GAP 1605

/

-

-

,

2, 4 8 LED's / : 1, 2, 4 8.

/ , ... 1 1, -

2 2õ .. 8 8. LED -

/ / 1 -

C5 2 D4 ... LED -

/ LED LED -

GAP 1605 -

Dupline -

2 .

<< Prog >>

/ «Prog» -

Dupline. -

LED -

2 .

GAP -

1605 .

/

GAP 1605

: /

In/Out 2

In/Out

/

LED /

/

Channel

/ . /

8,

LED LED

Channel.

/ ,

Dupline 1, 2 4

/ .

In/Out 2 .

receivers

() Dupline. ,
 receiver . -
 (. . -
 - Dupline).
 , GAP 1605
 . :
 • Dupline.
 • **In/Out Group,** -
Read/On. LED
 /
 Dupline, **Read/On.** -
 , LED 1 -
 . **Channel** -
 On/Off.
Prog . **Read/On**
 Dupline,
 LED -
 . -
 .
 Dupline -

Dupline

.

-

(

Dupline

)

-

Dupline

-

-

GAP 1605

30sec.

-

Dupline

GAP 1605

2

-

GAP 1605

GAP 1605

Dupline

-

Dupline

GAP 1605.

-

-

(ASIC)

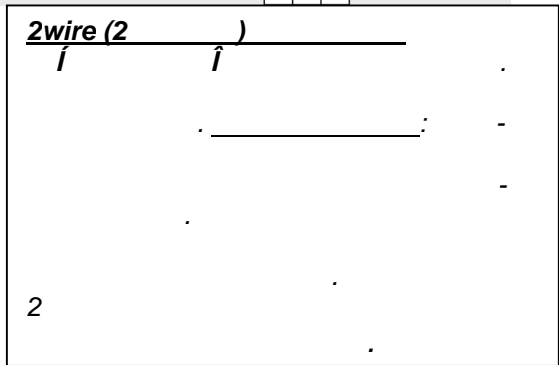
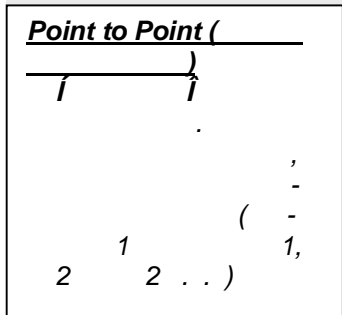
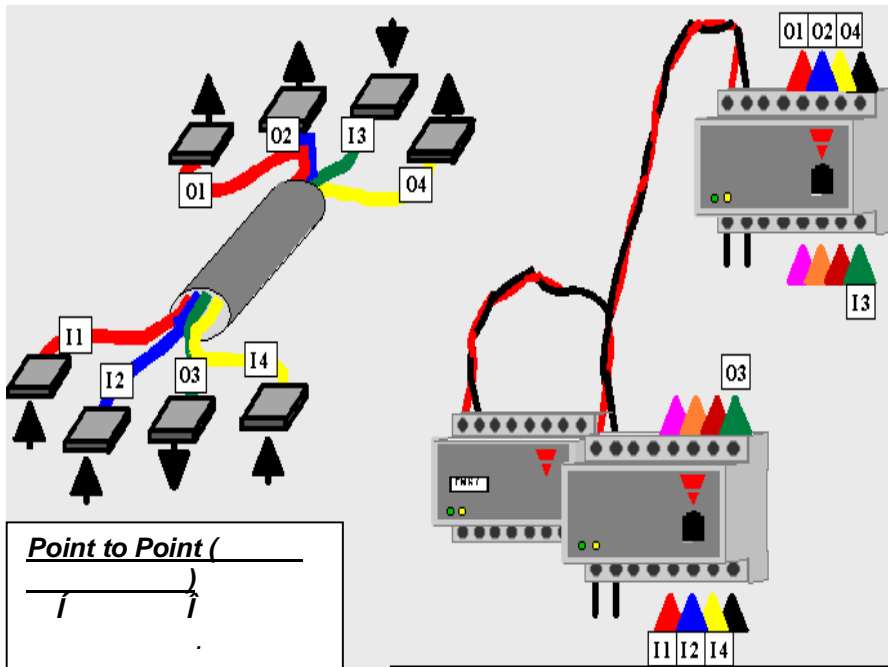
Dupline

-

.

1.3 Dupline


-
-
-
-
-
-



1.32

-
-

(. 1.33.)



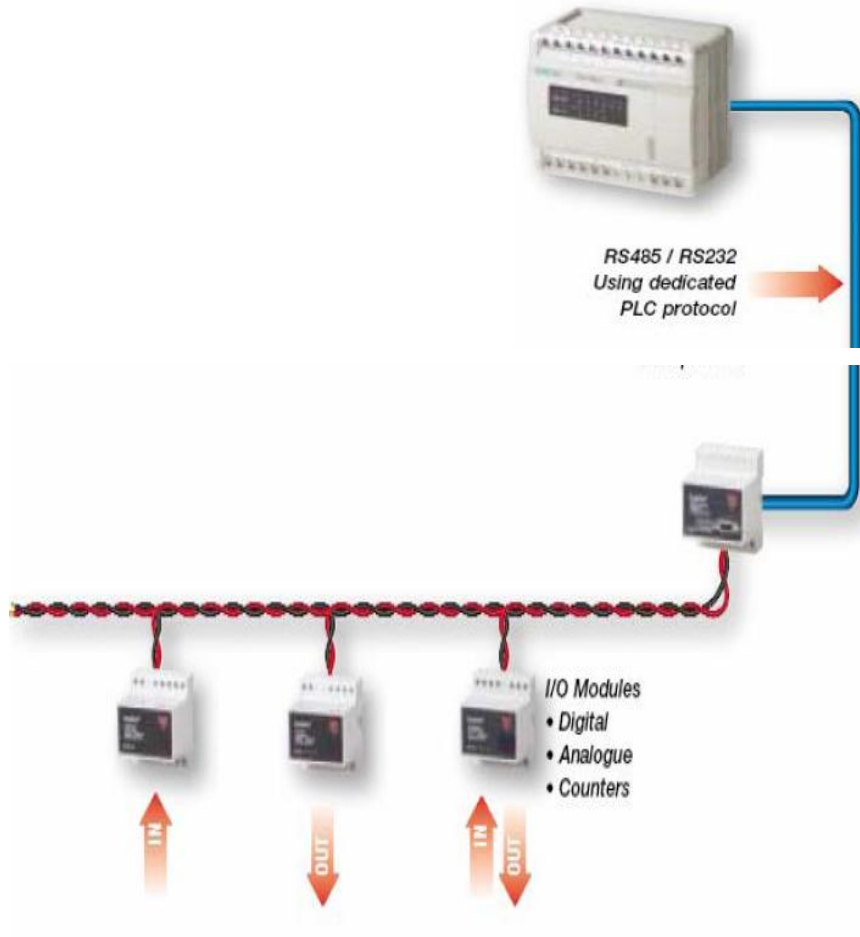
<i>Dupline +</i>	()
<i>Dupline -</i>	()

-
-

-) : 1.5mm²
-) : 0.8 - 1.0 mm²
-) : 0.35 mm²

1.33

- (. **1.34)**
-



1.34

Dupline,

PLC.

RS232

PLC

2

3

- Plug & Play

/ (. 1.35)



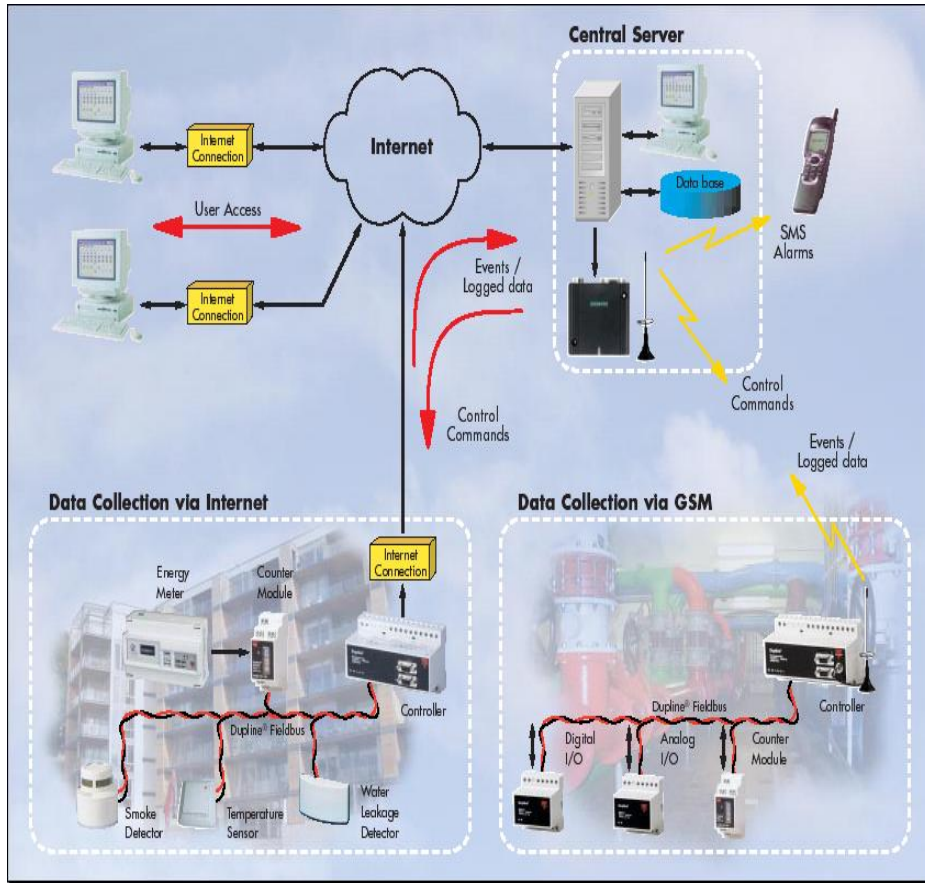
1.35 Plug & Play
GAP 1605,

/ .

Internet

-

(. 1.36)



1.36

Dupline

internet

sms

internet. M

q ...

2

DUPLINE

2.1

Dupline

G3800x1xx Tool

G3800x015,

G3800x016

G3800x036 (
).

-

,

/

RS-232.

-

,

/

-

.

2

(2.1).

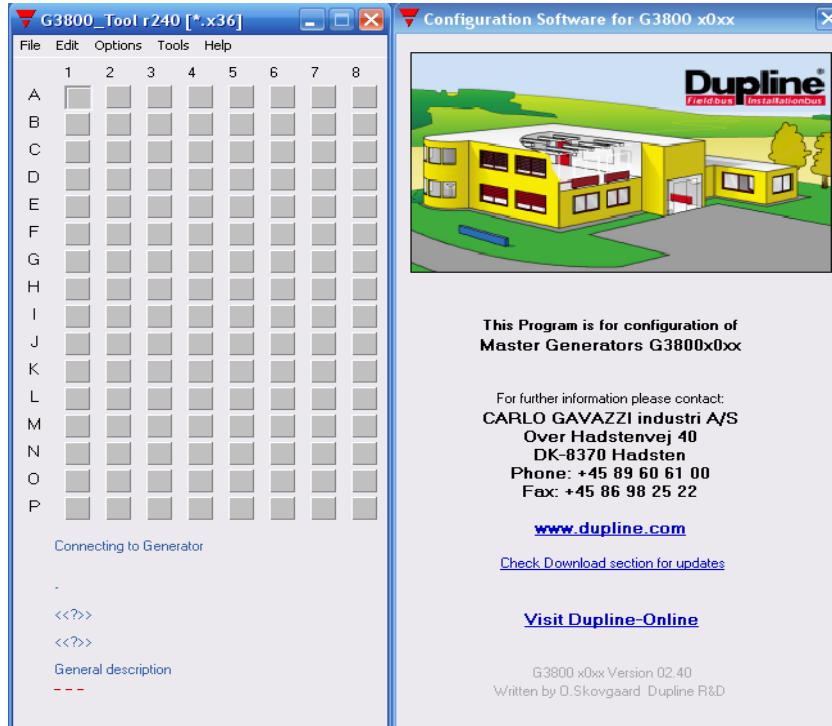
-

()

128

menu.

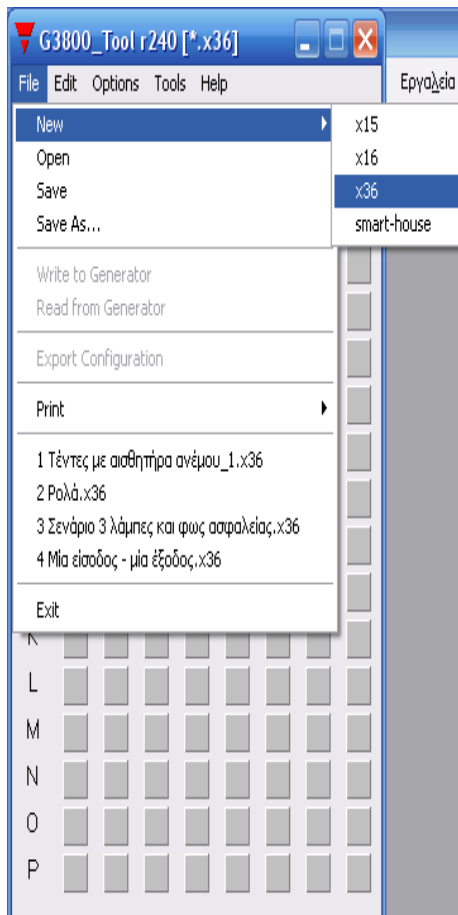
-



2.1

Dupline.

menu **File**.



2.2

menu "File".

menu **File**

. q

New

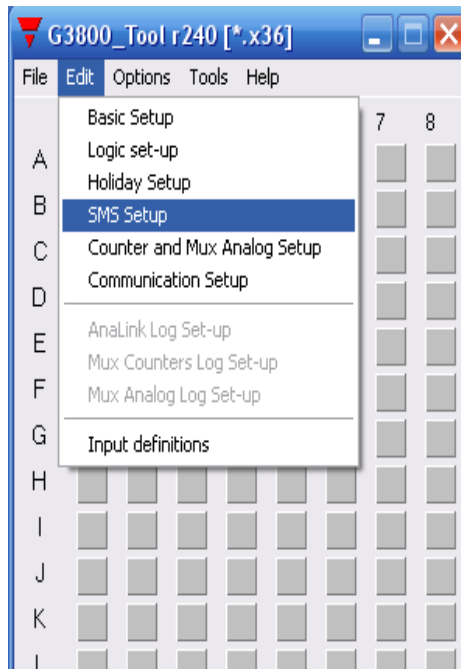
x36.

Write to Generator

Read from Generator

(/ .)

Edit.



2.3 menu "Edit".

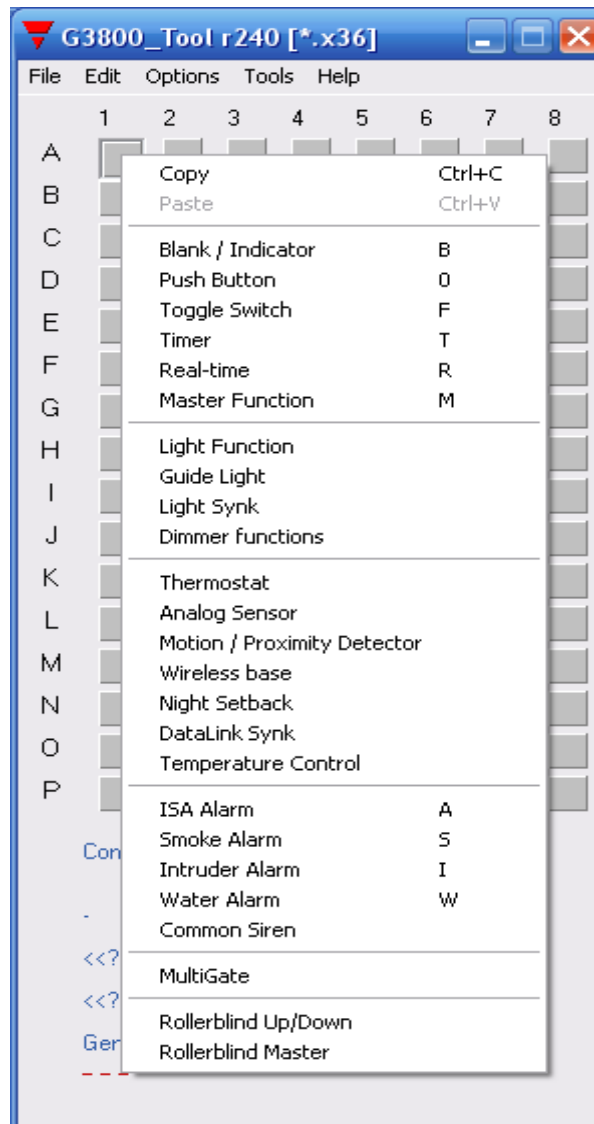
SMS Setup

modem GSM,
sms

.
2.2.11.

G3800x1xx Tool (2.1)

. -
128 -
(8 16 A P, 128).
-



2.4

/ /

2.2

-
-

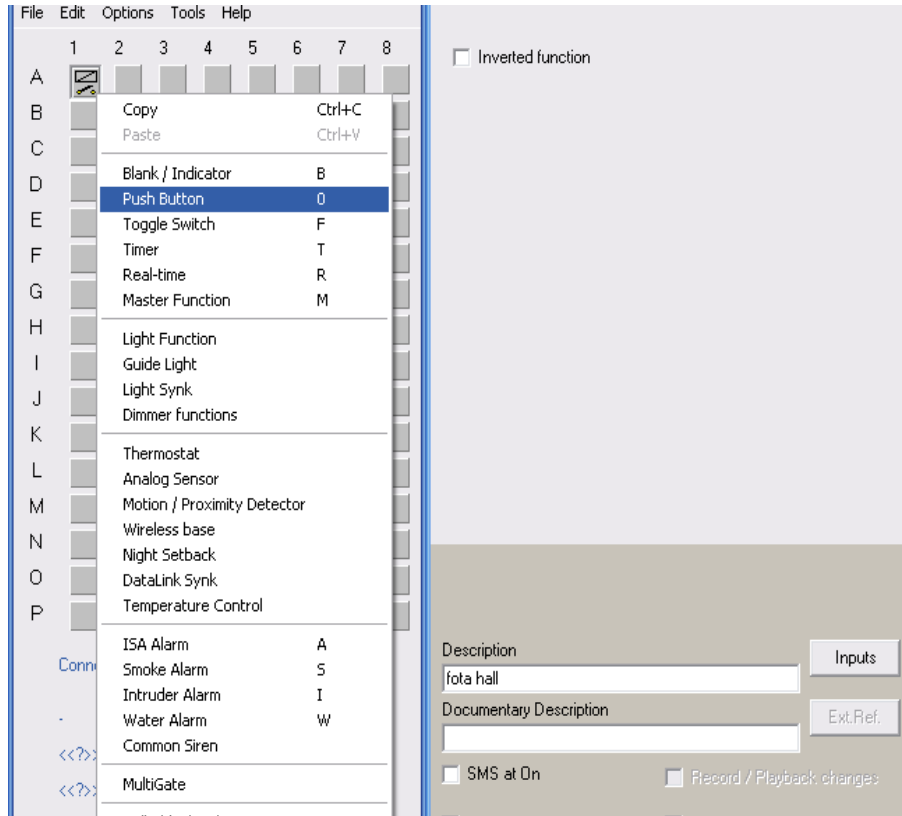
2.2.1

Button ()

-

hall.
G8810 4401 (4-) G3430
5545 (8- receiver)

4- G8810 4401, 1 (-
1),
7 (1) 8-
receiver G3430 5545



2.5

1. -

description

hall

..

1 (

.. 2, 3õ 1, 2õ C1, C2õ .. .).

Push Button.

Push Button

Inverted function.



NO



NC

2.6

)

(Normally Open NO)

)

(Normally closed NC).

:

Description

(

2.5)

-

. fota hall.

-

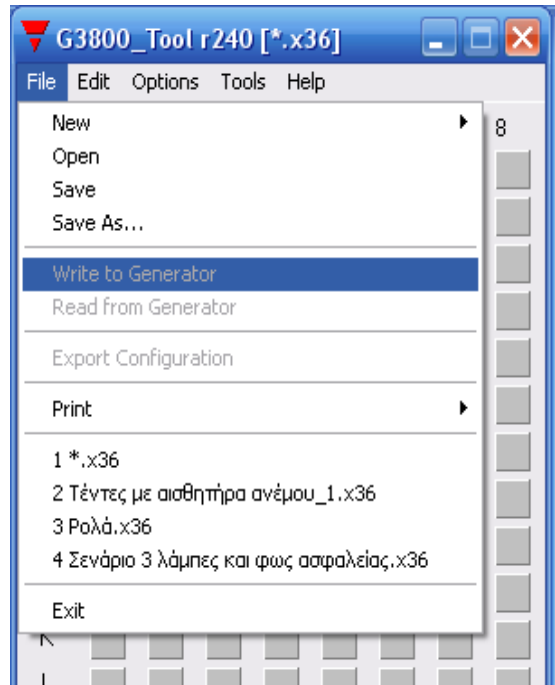
-

-

-

. . F ta K pou,

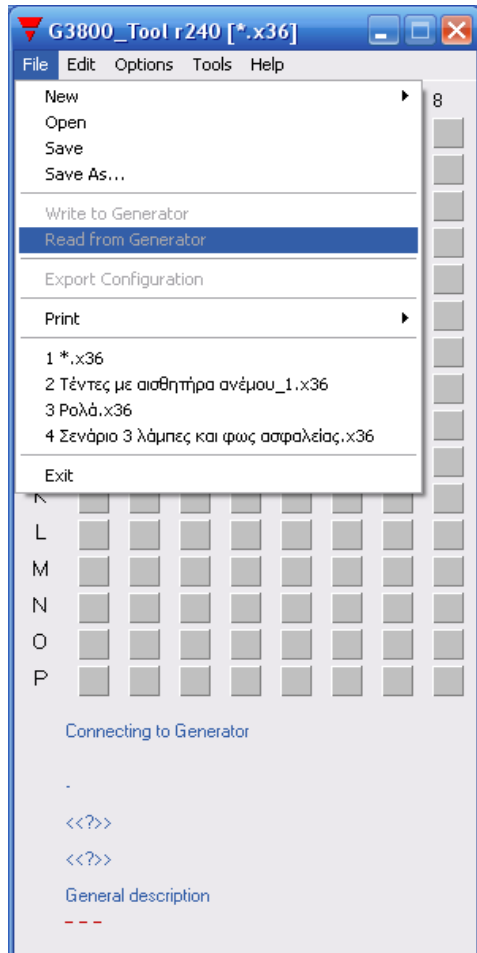
Kouzina, Loutro



2.7

Write to Generator

)

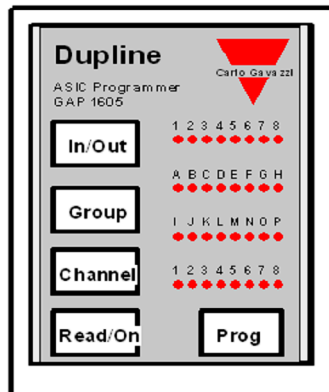


2.8 ()

5545 4- 8- receiver G3430
 4- G8810 4401.
 8- receiver G3430 5545,
 4- G8810 4401,
 Dupline,

GAP1605 (. .1/ 1.2.8). , -
 receiver GAP 1605
 7
 1 :

In/out 7
Group A
Channel 1



2.9 GAP 1605

Prog -

4-

G8810 4401. -

GAP 1605 4- -

G8810 4401

3

)

1,

:

In/out 3

Group A

Channel 1

2.2.2

Toggle Switch (

-

)

(toggle switch)

1

-

2

4-

G88104401

-

2

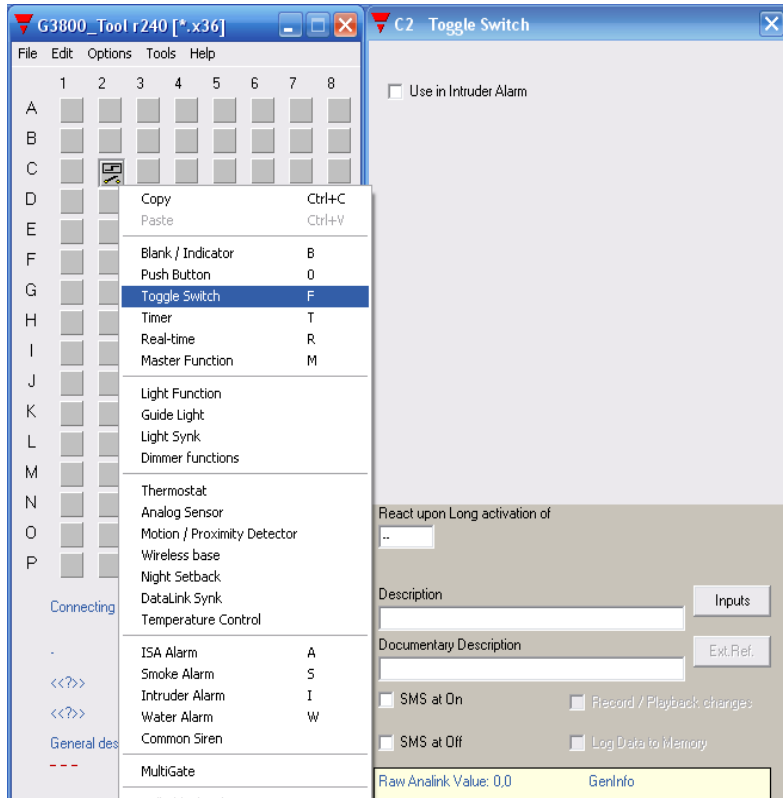
G88104401

5

8-

receiver G3430 5545

C2.



2.10

C2.

C2.

Toggle Switch.

Toggle Switch.



2.11

Toggle Switch.

() receiver
 8- receiver
 G3430 5545 4- G8810 4401
 GAP1605. , -
 5 C2 :

In/out 5
Group C
Channel 2

Prog -
 . 4-
 G8810 4401. -
 GAP 1605 4-
 G8810 4401 2 C2,
 :

In/out 2
Group C
Channel 2

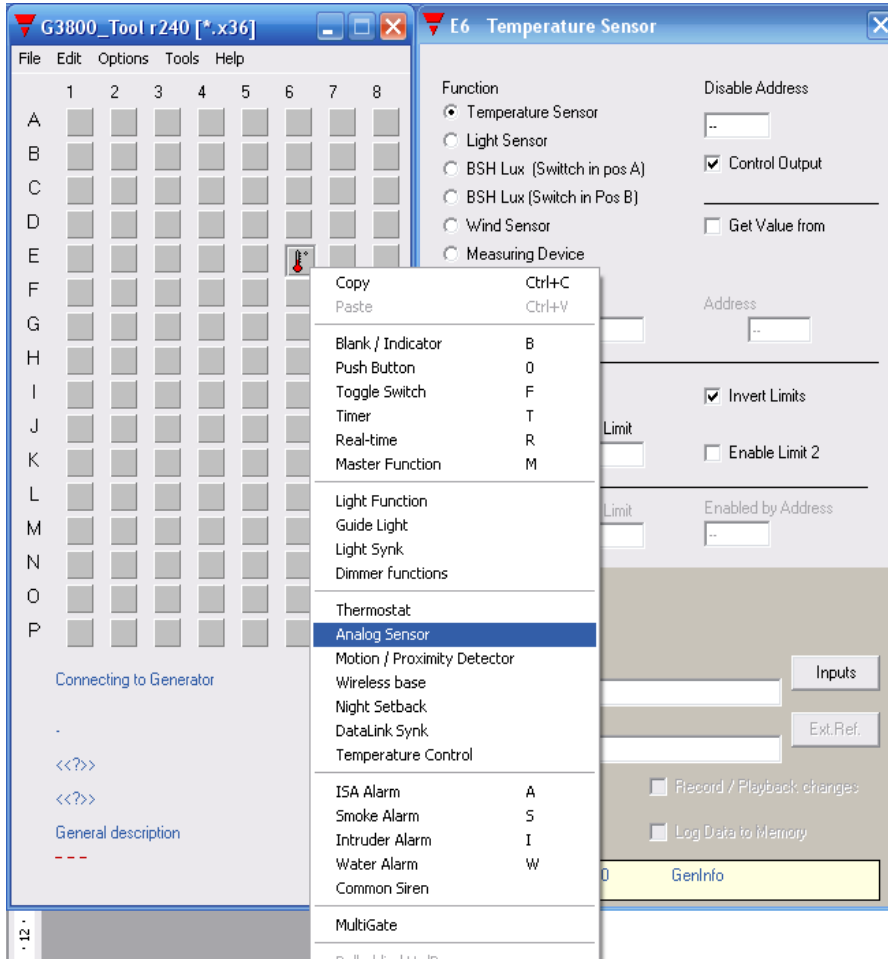
2.2.3

. . . , . . . , -
(
) . -
8- receiver G3430 -
5545 (6)
Dupline,
G4311120 LUX. 6.
2 (

2.12 2.13).

E6. -
Analog Sensor. -
-

.



2.12

E6(1).

Light Sensor

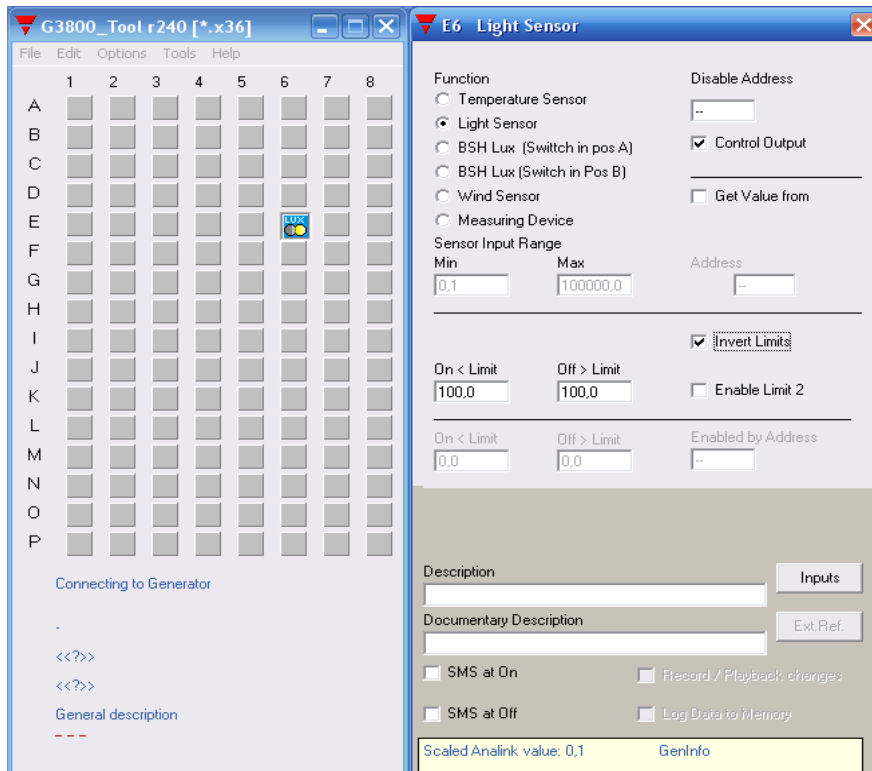
On<Limit Off>Limit. On<Limit

Off>Limit

Scaled

Analink value (2.13)

(LUX).



2.13

E6(2)

Light Sensor

6.



2.14

Light Sensor

8-

receiver G3430 5545

G4311120 LUX

GAP1605.

, 6 8-

receiver

G3430 5545 6 :

In/out 6

Group

Channel 6

Prog

-

-

-

GAP 1605

1 () -
6, :

In/out 1
Group
Channel 6

2.2.4

/ ..

.. ,

...

-

8- receiver G3430

5545 (

/)

-

G8911 1010 (Thermometer)

Dupline.

..

-

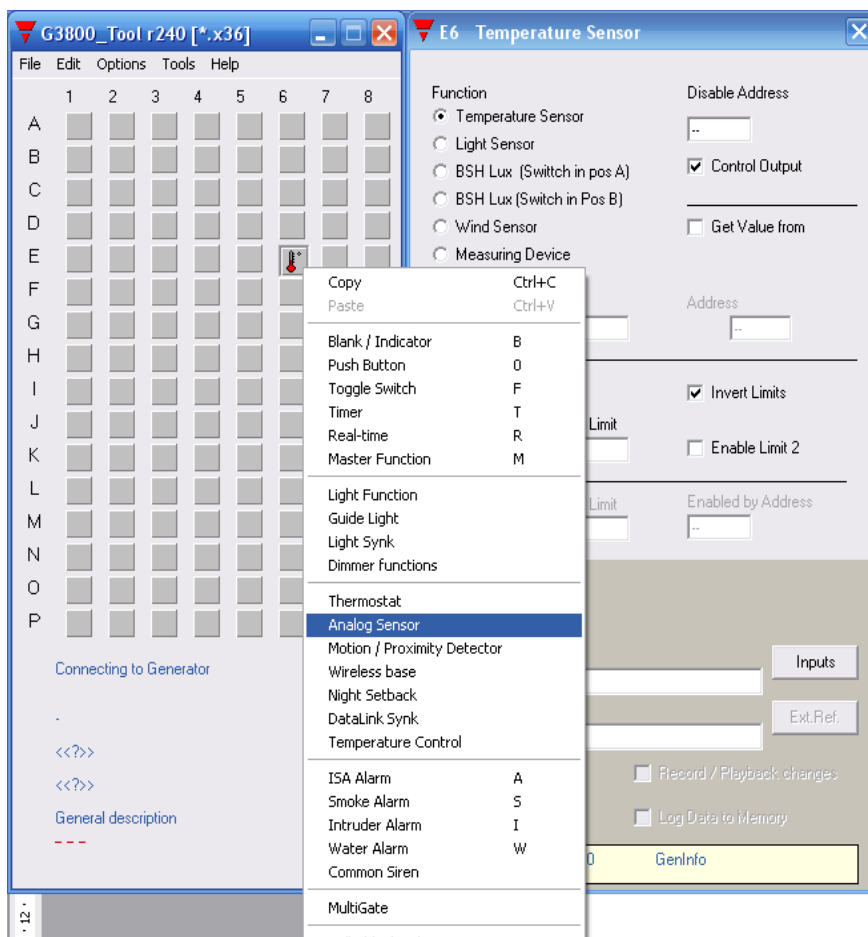
-

5 8-

receiver G3430 5545.

E6.

2.12 2.13).



2.15

E6.

E6.
Analog Sensor

Temperature Sensor
On<Limit Off>Limit.

On<Limit

/ , Off>Limit

. 2

, , . . .

:

18oC 22 oC,

20 oC.

Dupline. , Invert Limits

. . On<Limit 17oC

. Off>Limit 24oC

. 17 oC 24oC

-
-

,

.

,

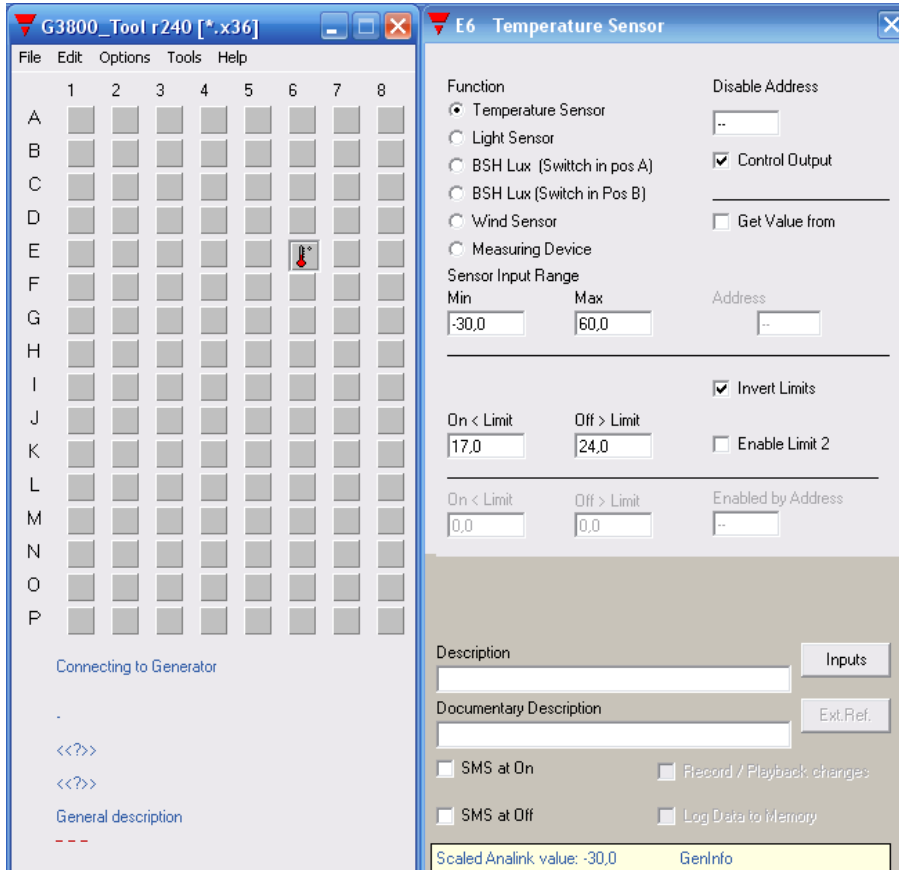
17 oC

24oC

.

Scaled Analink value


.



2.16

6

Temperature Sensor.



2.17 Temperature Sensor

receiver G3430 5545
 G 8911 1010. , 5 8-
 receiver G3430 5545 6 :

In/out 5
Group
Channel 6

Prog -

GAP 1605

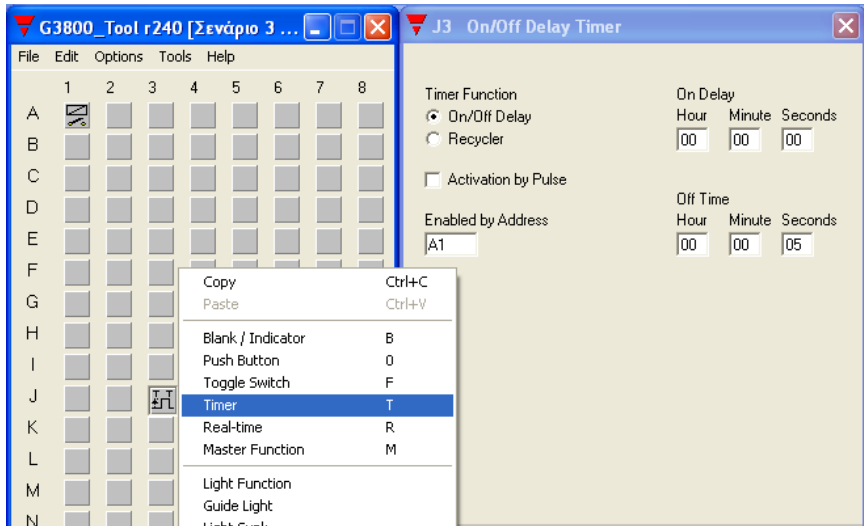
1 (
) 6 :

In/out 1
Group
Channel 6

2.2.5

. /
 , -
 .
 5 sec.
 8- receiver G3430 5545
 4,
 3. -
 2 4-
 G8810 4401.
 1
 J3 .
 (2.18 2.19).
 J3.
 Timer. -

On/Off Delay



2.18

J3

1.

Timer.



2.19

2.2.6

/

G3430 5545 (8- receiver)

G3429

6470

/ 0 10V

0 20 mA 4 20 mA.

50m/sec.

0

10V.

0

4 5 Beaufort.

Beaufort

m/sec. . . 5 Beaufort

8 11 m/sec

8m/sec

5 Beaufort.

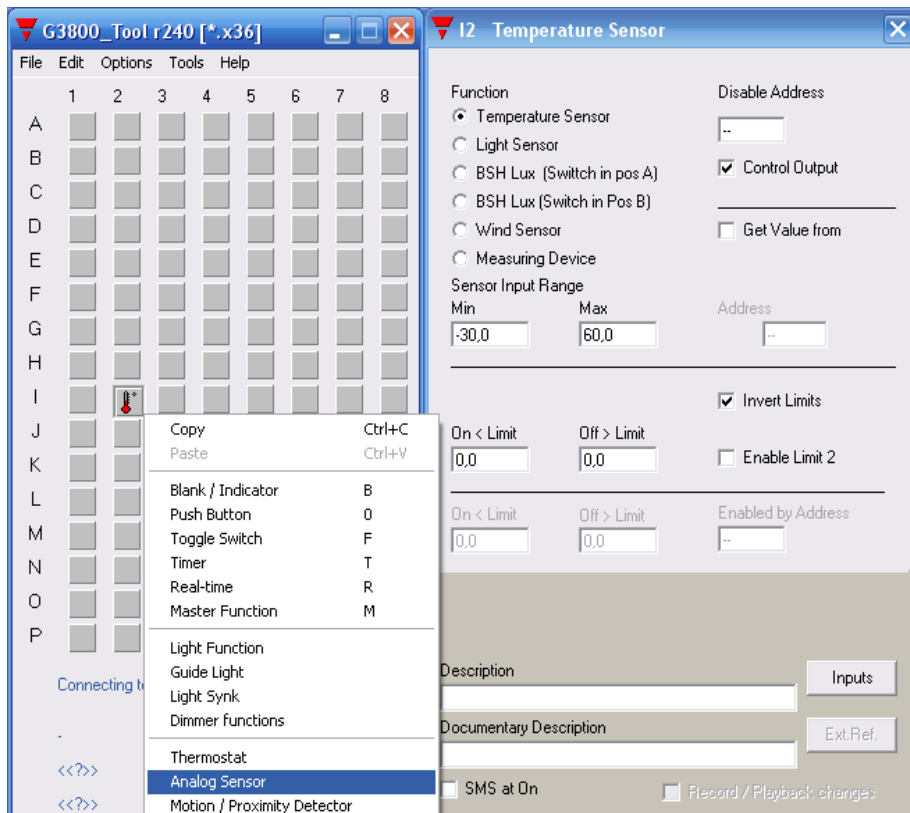
2.

(

20 2.21).

12.

Analog Sensor.



2.20

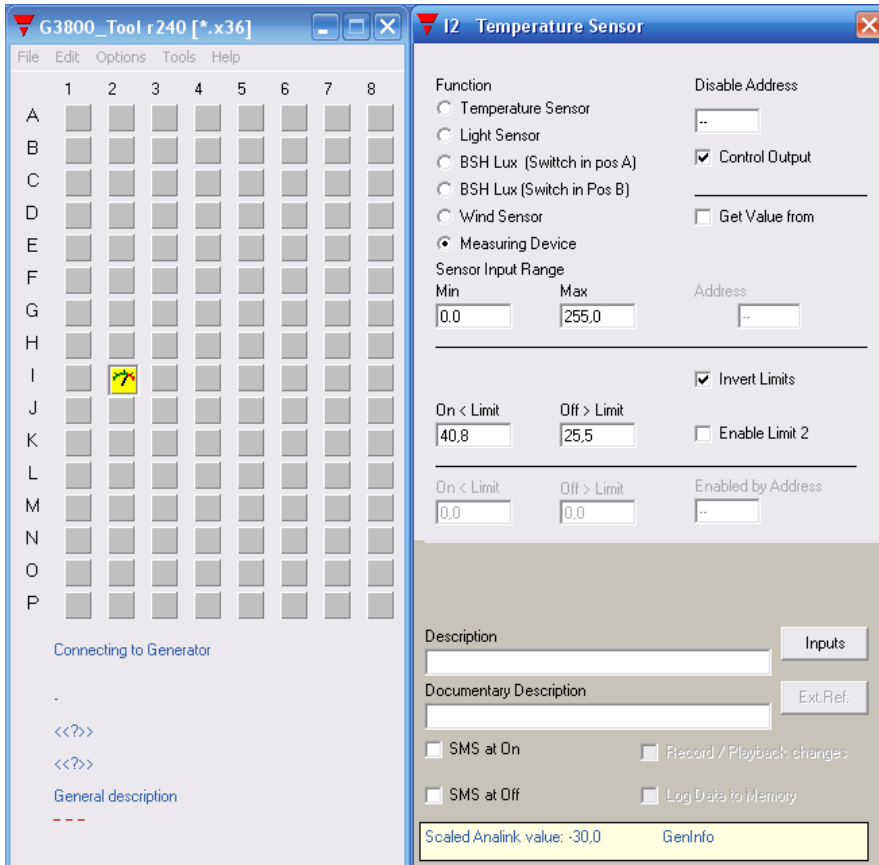
12.

Measuring Device -
 On<Limit Off>Limit.
 On<Limit / (-
 0 255) -
 , Off>Limit -
 /

Invert Limits

0 10v 0 50m/sec.
 0 10v.
 : 10v -
 50 m/sec 8 m/sec (-
) volt ; -
10 x 8 / 50 = 1.6v

5
 m/sec :
10 5 / 50 = 1v.




2.21

2

2

Measuring Device.



2.22 Measuring Device.

3429 6470.



Analogue transmitter

3429 6470,

, (2.23) :

A - P

0 - F 2

Rotary switches in the front		
	 A-P	 0-F
Mode		
3 1/2 digit:	Channel group-pair Ex. setting: C or D = C-D	Mux. address for input 1, rest of the inputs (if enabled) on the following addresses
8-bit:	Channel group	Mux. address for input 1, rest of the inputs (if enabled) on the following addresses
Analink:	Channel group	Channel no. for input 1, rest of the inputs (if enabled) on the following channels. Setting of 0+9-F is not valid.

2.23

G 3429 6470

	1,		3(+)	4(-)	-
		G 3429	6470		-
/		.			-

2.2.7 (Rollerblind Up/Down)

2

(/).

, , , . . .

() 2

, ().

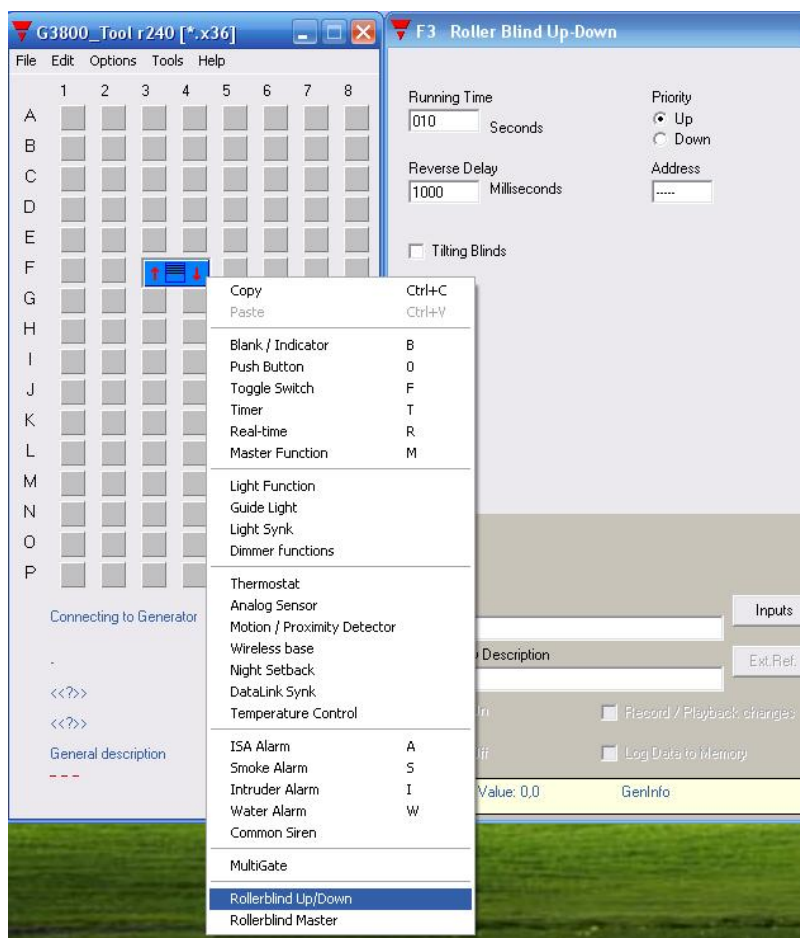
4-

receiver G 3430 4249

1	4-	receiver G 3430	4249	-
"	"	2	"	".

10sec

1sec.



2.24

F3-F4.

F3.

Rollerblind Up/Down.

Priority Up.

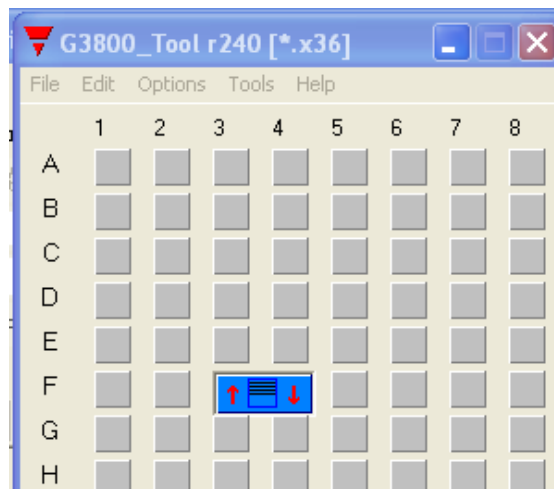
Running Time sec,

10sec. Reverse Delay

1000ms.

" " " "

Dupline



2.25

" "

" "

Rollerblind Up/Down.



2.26

Rollerblind Up/Down

4249 4- receiver G 3430
 4- G8810 4401.
 4- receiver G 3430 4249,
 4- G8810 4401,
 GAP1605 (. .1/ .1.2.8)
 /

In/out	1	In/out	2
Group	F	Group	F
Channel	3	Channel	4

DOWN 1 F3, **UP** 2 F4. **Prog**

103

4- G8810 4401 -
1 -
2

:

In/out	1	In/out	2
Group	F	Group	F
Channel	3	Channel	4

2.2.8

Wind Sensor,
Dupline , /

Wind Sensor

8m/sec (4 5
Beaufort).

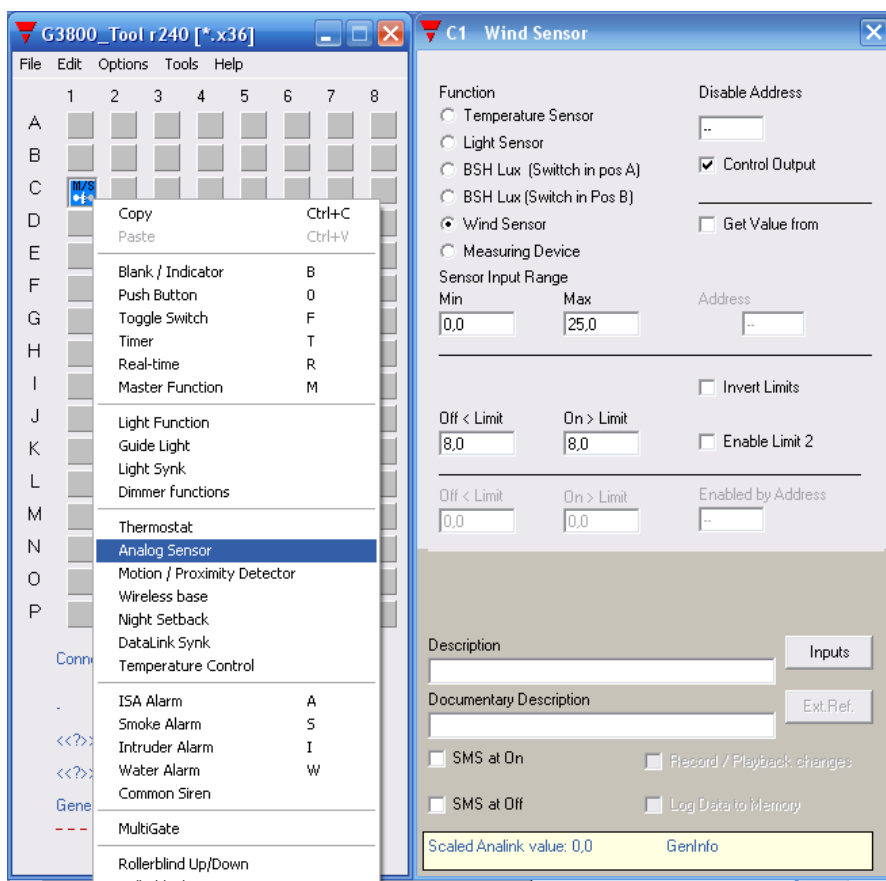
C1

Analog Sensor.

Wind Sensor

C3-C4

Rollerblind Up/Down

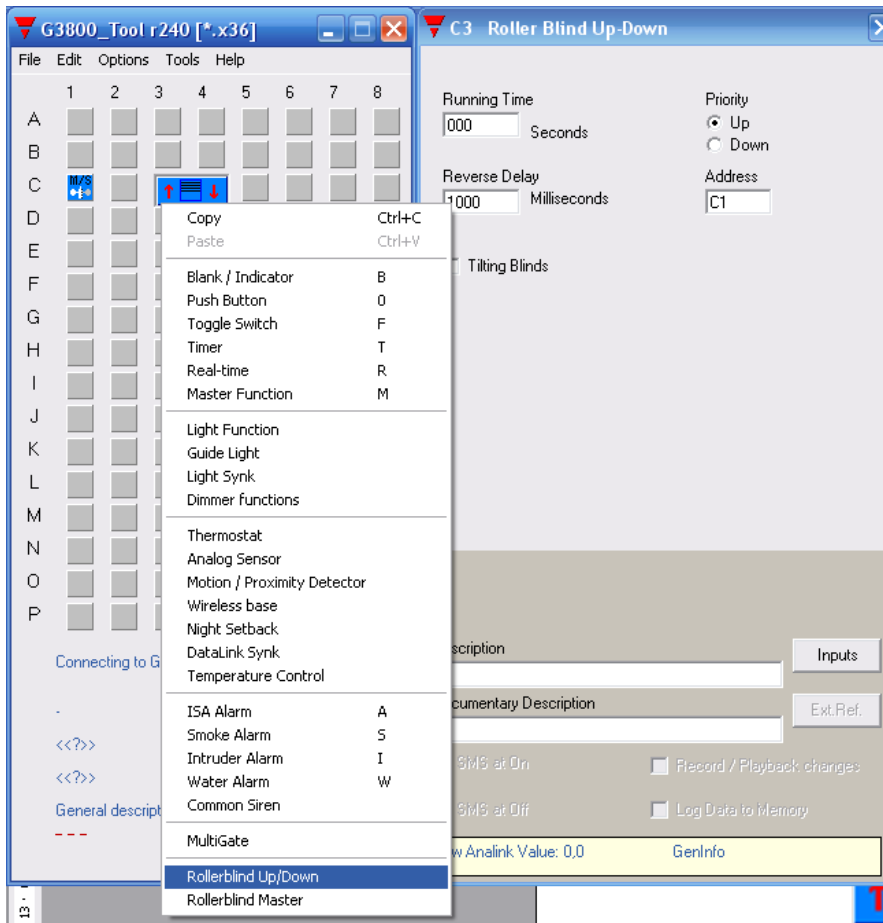


2.27

C1.

Rollerblind Up/Down

up,



2.28

Rollerblind Up/Down

C3-C4.

up

«

»

on>limit

Measuring Device

-

-

G3429 6470

Measuring Device

-

2.2.6.

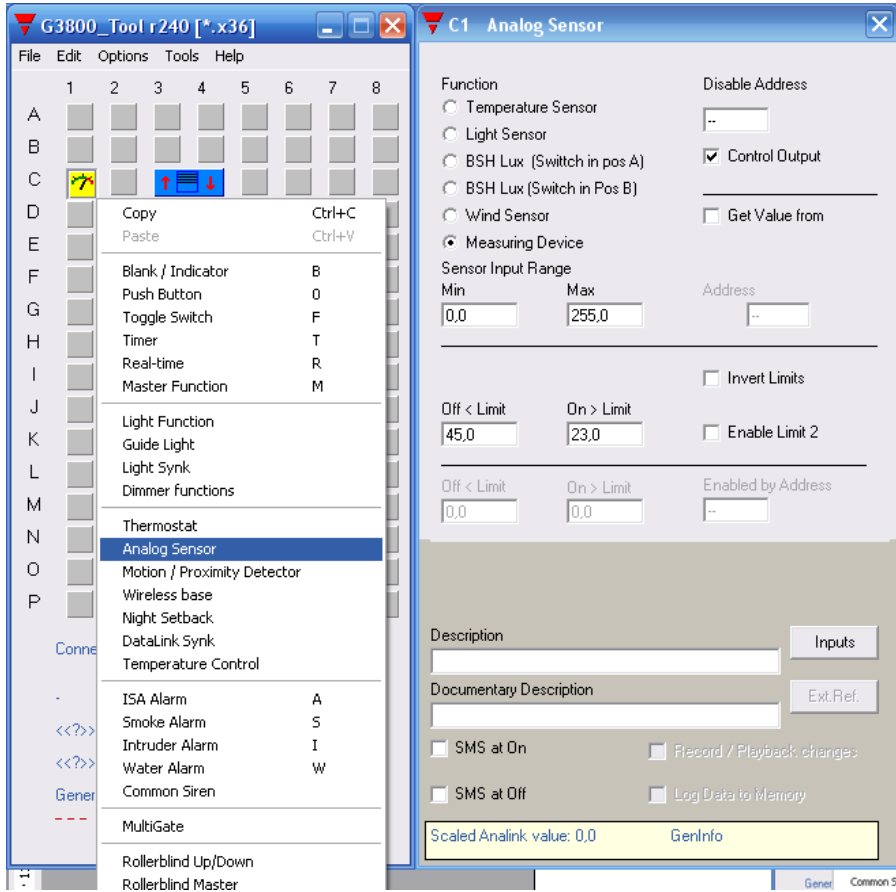
(mm/min)

-

On<Limit

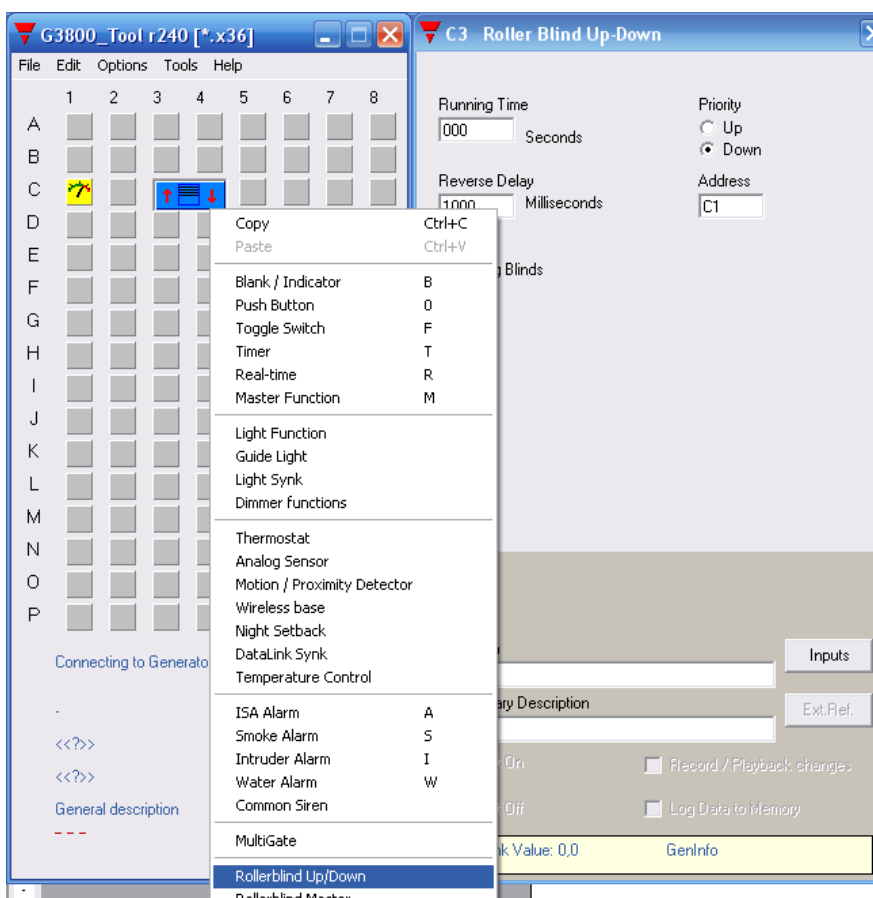
Off>Limit

2.2.6.



2.30

Measuring Device



2.31

Rollerblind Up/Down
C3-C4.

(Down)

Running Time

C1.

-
-

2.2.9 (Master Function)

(Master Function)

-
-

2

**Toggle Switch,
Include Realtime.**

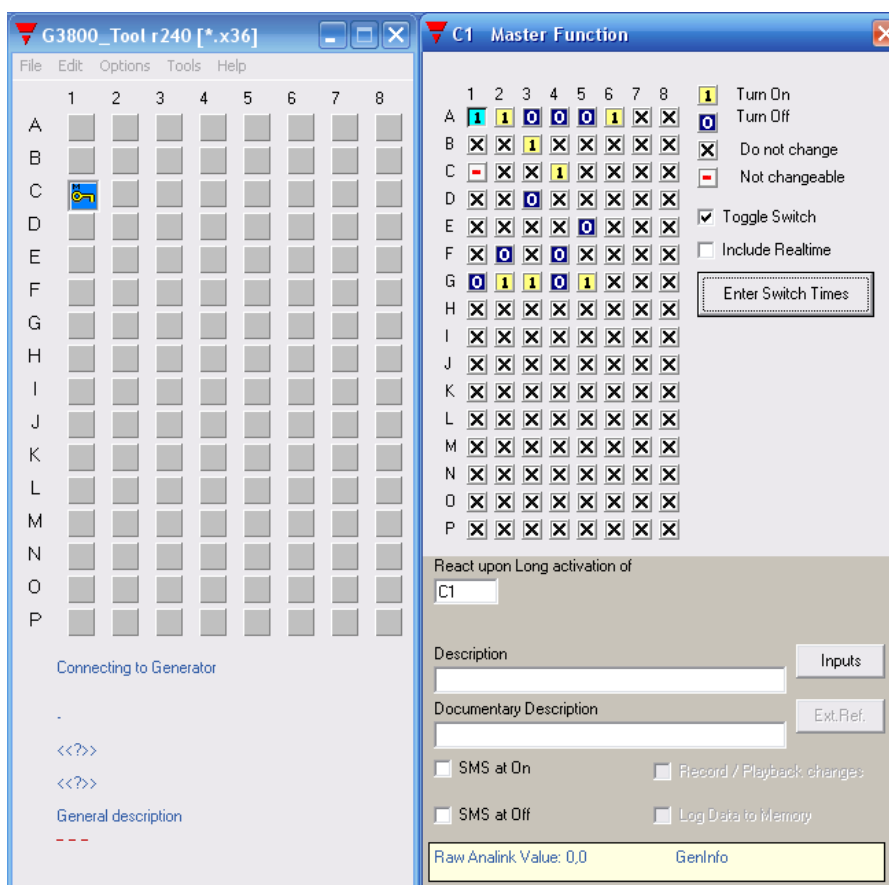
-

Master Function

-

C1

**Master Function.
Toggle Switch.**

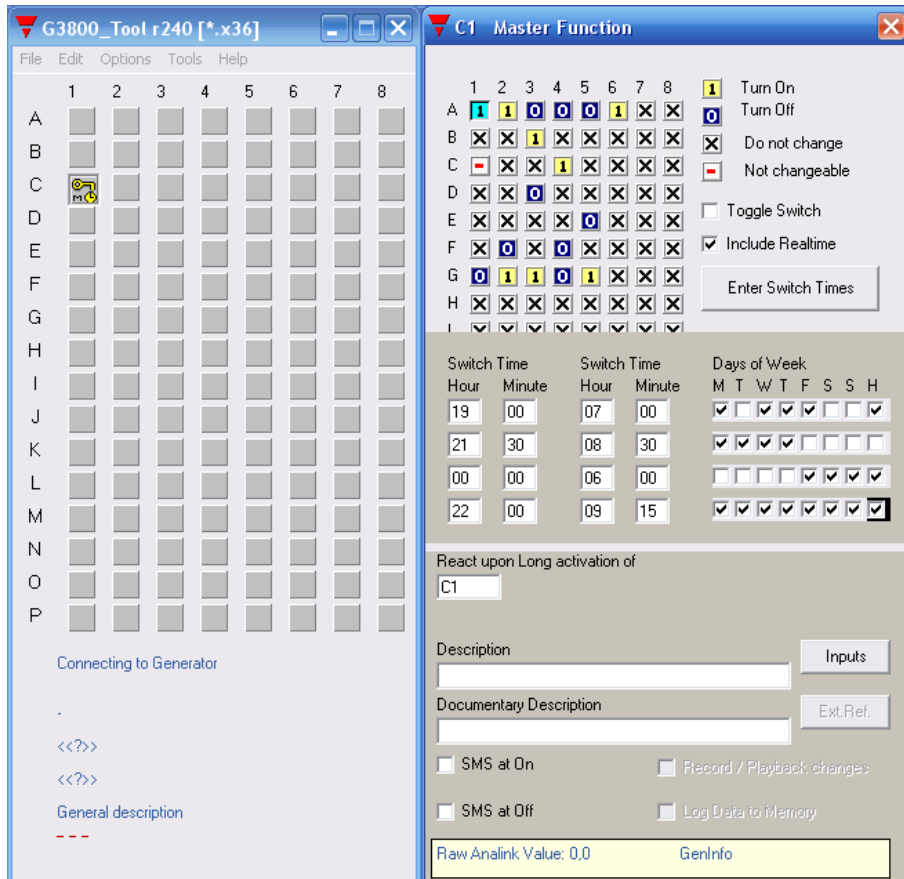


2.32 H

Toggle Switch.

6, B3, C4, G2, G3, G5).
F2, F4, G1, G4)

(1, 2,
(3, 4, 5, D3, E5,
C1



2.33 H

Include Realtime.

2.2.10

(MultiGate)

Dupline

-

AND, OR

-

-

-

-

AND 2

2

-

2

-

E1 F1 (

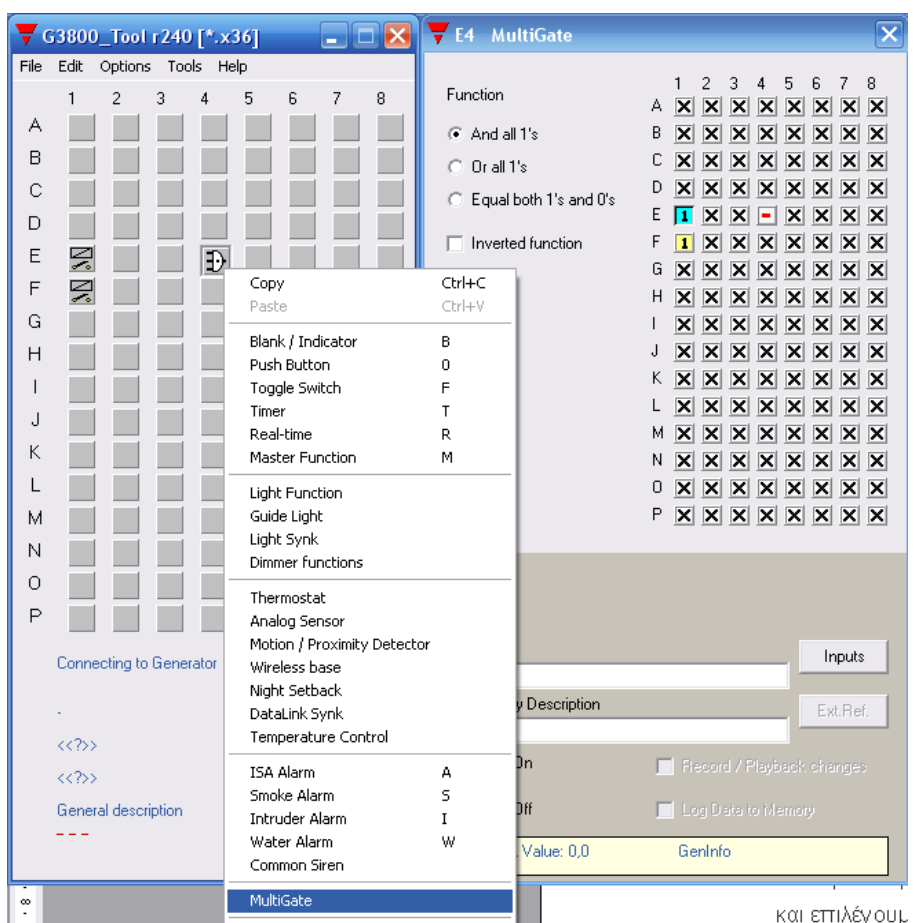
-

2.2.3)

E4

2

MultiGate



2.34

AND 2 1

F1

E4 (MultiGate. -
)
 Function -
 And all 1's. -

και επιλέγουμε

1.

G8810 4401 (4-
receiver)

)

G3430 5545 (8-
-

2.2.11

sms

sms

Dupline

sms.

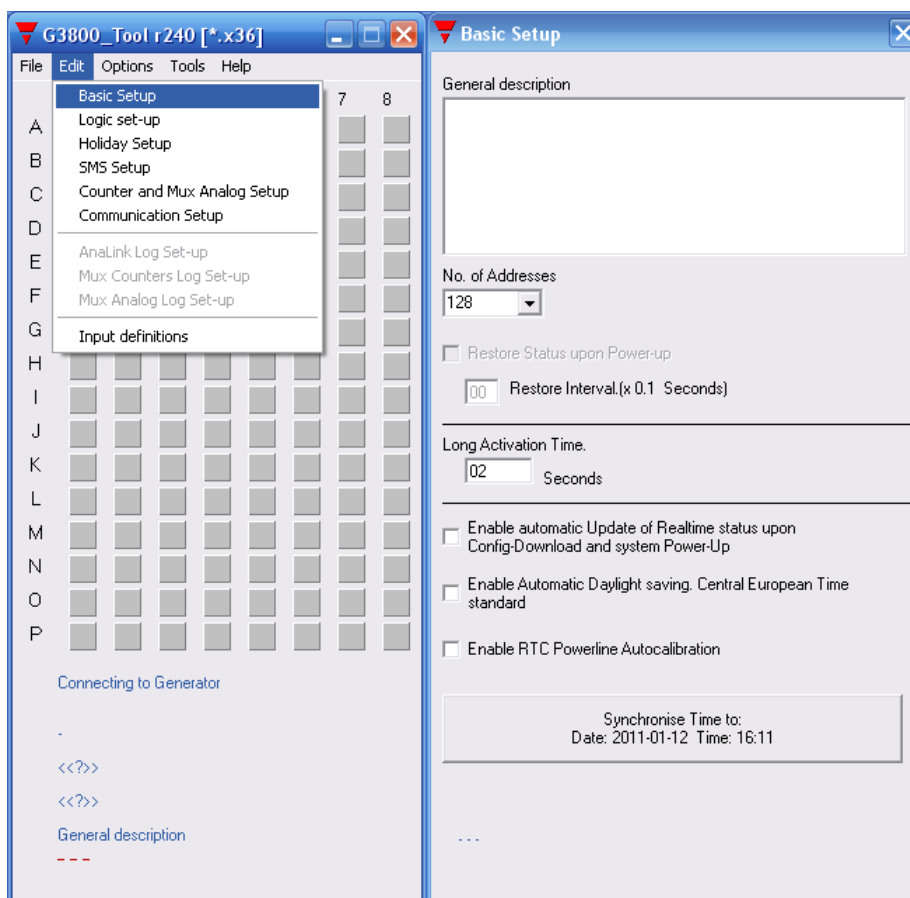
/

sms

-

SIM

1.2.1. .



2.35

(-).

Menu Edit Basic Setup

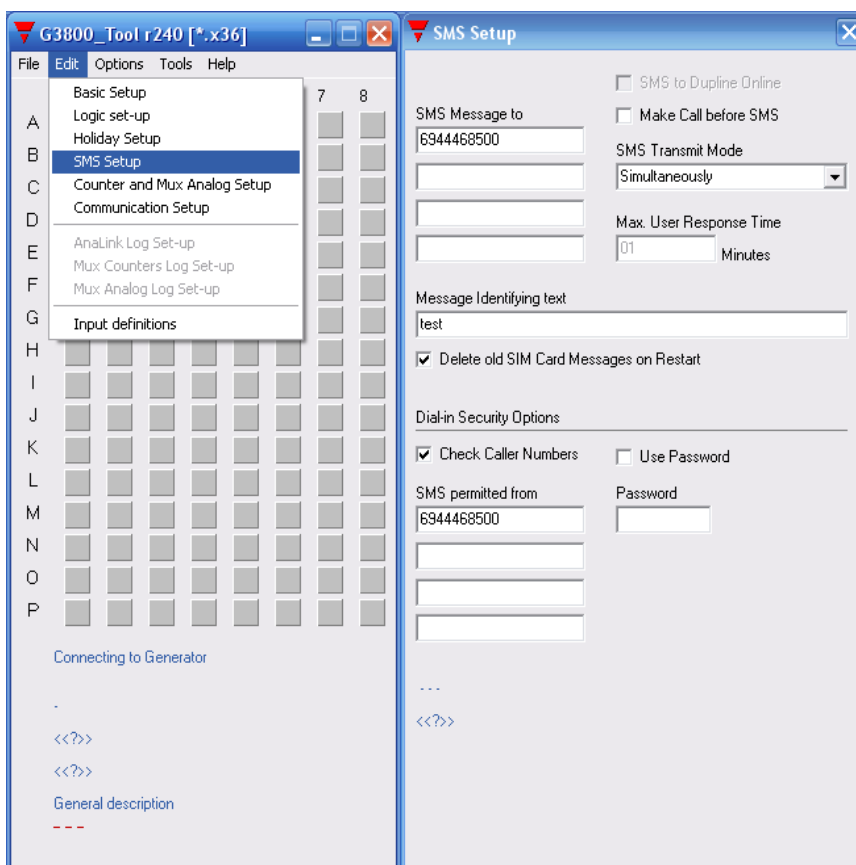
Synchronise Time to:

H/Y (

).

Edit

SMS Setup.



2.36

sms.

sms

:

) "SMS Message to"

"SMS permitted from"

4

) **"Message Identifying text"**

sms

-

, q

-

"

" (. . test).

.

) **"Delete old Sim Card Messages on Restart"**

(

-

-

)

-

SIM

.

) **Check Caller Numbers**

-

SMS permitted from.

.

)

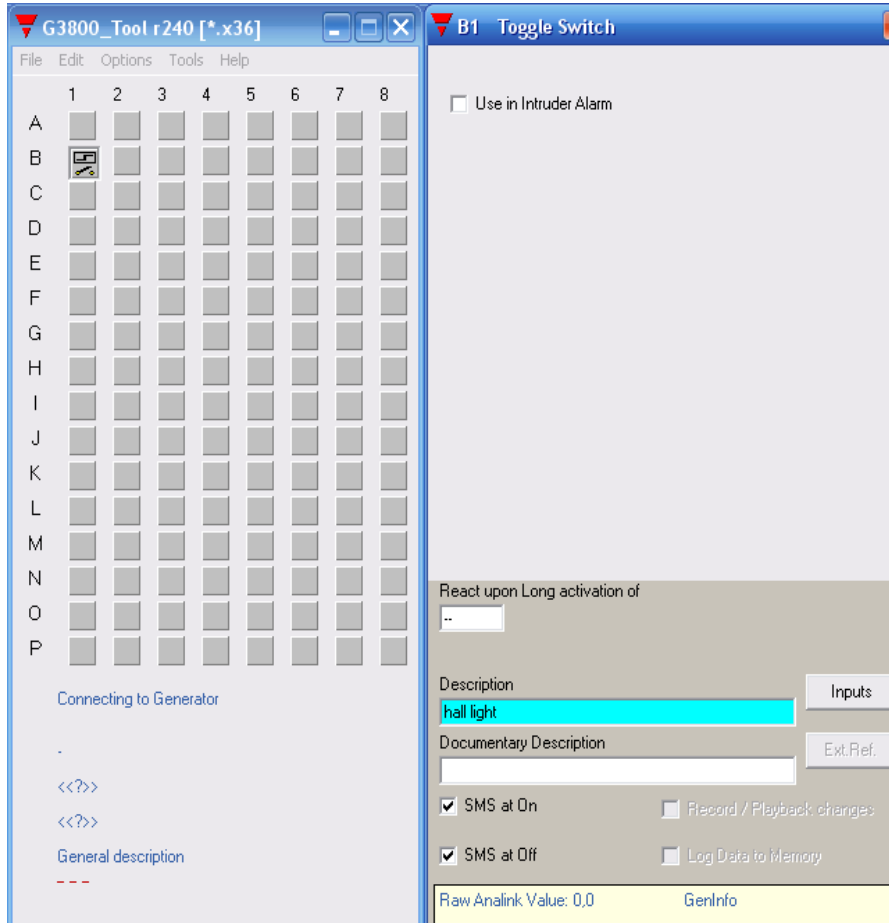
-

Use Password Password.

sms

.

sms



2.37

(. . . hall).

, **Description,**
, . . . hall light, kitchen light, . . .

, . Spiti, domatio, saloni, . . . ,

-
-

SMS at On

SMS at Off

hall (1) -

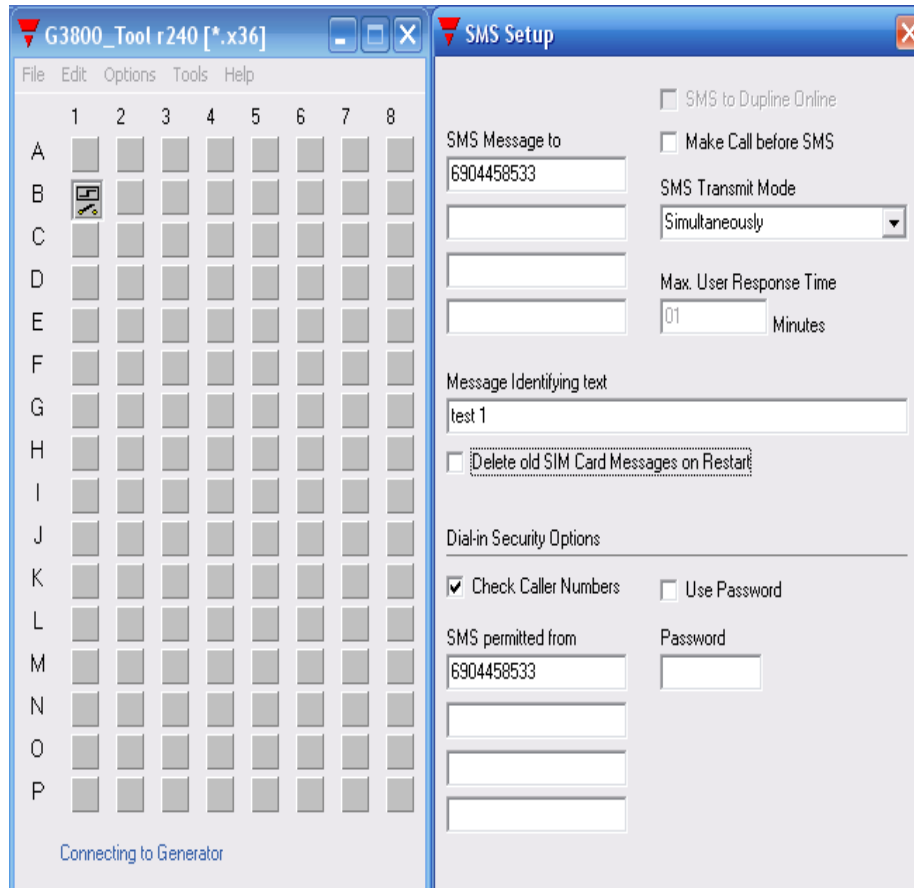
SIM Dupline

690444580.

hall

sms -

-



2.38

sms

hall.

sms.

2.1

,	1234,F4,on 1234,f4,on 1234,Alarm reset,on
,?	1234.F3? (alt: 1234,F3?) 1234,Siren,?

2.2

,	F4,on Alarm reset,on
,?	F3? (alt: F3?) Siren,?

1? hall
dupline
690444580. sec

FROM: 690444580

TEST1 2010-11-05 11:50 B1=HALL LIGHT off (on)

1,off .

1,on .

È

INTERNET

[1]

[2] Dupline

[3] www.dupline.com/

[4] www.adamsnet.gr

[5] www.carlogavaggi.com